



**QUARTERLY REPORT AND DISCLOSURE STATEMENT
FOR THE YEAR ENDING**

December 31, 2016

**ALLIANCE CREATIVE GROUP, INC
FORMERLY INVICTA GROUP, INC**

**1066 National Parkway
Schaumburg, IL. 60173
847-885-1800x175**

FEIN # 91-2051923

CUSIP NUMBER: 01858T107

ALL INFORMATION FURNISHED HEREIN HAS BEEN PREPARED FROM THE BOOKS AND RECORDS OF ALLIANCE CREATIVE GROUP, INC. (“COMPANY”) IN ACCORDANCE WITH RULE 15c2-11 PROMULGATED UNDER THE SECURITIES EXCHANGE ACT OF 1934, AS AMENDED.

NO DEALER, SALESMAN OR ANY OTHER PERSON HAS BEEN AUTHORIZED TO GIVE ANY INFORMATION OR TO MAKE ANY REPRESENTATIONS NOT CONTAINED HEREIN IN CONNECTION WITH THE COMPANY. ANY REPRESENTATIONS NOT CONTAINED HEREIN MUST NOT BE RELIED UPON AS HAVING BEEN MADE OR AUTHORIZED BY THE COMPANY.

DELIVERY OF THIS INFORMATION DOES NOT IMPLY THAT THE INFORMATION CONTAINED HEREIN IS CORRECT AS OF ANY TIME SUBSEQUENT TO THE DATE OF THIS ISSUER INFORMATION AND DISCLOSURE STATEMENT.

INFORMATION AND DISCLOSURE STATEMENT

All information in this Information and Disclosure Statement has been compiled to fulfill the disclosure requirements of Rule 15c2-11 promulgated under the Securities Exchange Act of 1934, as amended. The enumerated items and captions contained herein correspond to the format as set forth in that rule.

FORWARD LOOKING STATEMENTS

This Annual report may contain some forward-looking statements as defined by the Private Securities Litigation Reform Act of 1995. Forward-looking statements include statements concerning plan, objectives, goals, strategies, future events or performance, and underlying assumptions and other statements that are other than statements of historical facts. These statements are subject to uncertainties and risks including, but not limited to, the volatility of the market price of our common stock, our inability to predict the effects of company news will have on our stock market price, our business plans, the strategies that we use to develop and evaluate opportunities, the extent of product and service demand and acceptance, changes in technology, economic conditions, the impact of competition and pricing, government regulation, and other risks described in statements filed from time to time with the Securities and Exchange Commission. All such forward-looking statements whether written or oral, and whether made by or on behalf of the Company, are expressly qualified by the cautionary statements that may accompany the forward-looking statements. In addition, the Company disclaims any obligation to update any forward-looking statements to reflect events or circumstances after the date hereof.

Part A General Company Information

Item 1: **The exact name of the issuer and its predecessor (if any)**

The Company's name is Alliance Creative Group, Inc. The issuer's predecessor name was Invicta Group, Inc. The Company changed its name from Invicta Group, Inc. to its current name by filing the Certificate of Amendment to the Articles of Incorporation with the Nevada Secretary of State 10/22/10. The name change was approved and announced on 11/12/10 and the corporate action took effect and FINRA recognized the change at the open of business 11/15/10.

Item 2: **The address of the issuer's principal executive offices**

1066 National Parkway
Schaumburg, IL. 60173
Office Phone: 847-885-1800x175
2nd Office Phone: 312-883-9800
Office Fax: 773-496-6671
Main Website: www.AllianceCreativeGroup.com
Other company websites include:
www.PeopleVine.com
www.CorporateGifts4aCause.com
www.Print4aCause.com
www.StLouisPackaging.com
www.SnapGraphics.com
www.STLgraphics.com
www.PrimaryTrucking.com
www.RapidFreightSolutions.com
www.ACGX.us

Item 3: **The jurisdiction(s) and date of the issuers' incorporation or organization**

The Company was organized under the laws of the State of Nevada on June 1, 2000 under the name of Invicta Group, Inc.

Part B Share Structure

Item 4: **The exact title and class of securities outstanding**

The Company has 2 classes of capital stock

Common (Restricted and Free Trading) and Preferred (Series G & H)

As of 12/31/16 the Company consisted of **1,093,961,054** total shares of Common Stock Outstanding and the Company also has **4,369,375** shares of preferred stock outstanding. The Company's trading symbol is ACGX.PK and CUSIP number is 01858T107.

Item 5: **Par or stated value and description of the security**

The Common Stock has a par value of \$.0001. The Common Stock has a one share one vote right and

no future rights to dividends. As of October 10, 2016 the voting rights for the Series G preferred stock was amended to 700 votes per share along with 700 to 1 conversion rights into common stock. If all the remaining preferred stock owned by Mr. St. Louis was converted into restricted common stock in the future it would be equal to 2,800,000,000 common shares. The Company increased the Authorized Common Stock to 2,900,000,000 on October 10, 2016. There are no current plans to convert any more preferred Series G shares into common shares at this time for Mr. St. Louis.

On or around April 7, 2014 the company approved the authorization of a new series of Preferred Stock – Series H - along with taking the proper corporate board actions. On or about April 24, 2014 the Secretary of State of Nevada approved the certificate of designation for these Preferred Series H shares and the Company uploaded this filing to the OTC Markets website.

The filing authorized up to 2,000,000 Preferred Series H shares to be possibly issued in the future. This is not a public offering and if any shares are issued it will be to accredited investors with existing relationships with the company. This may allow the company to raise future capital via equity shares rather than through debt. It may also allow the company to potentially utilize these shares to help close potential future mergers or acquisition opportunities if needed.

If the company sells any of these shares the investors/shareholder(s) will pay \$1 per share and will receive 4% cumulative preferred shares which will include a cumulative dividend in the form of additional shares. If the investor/shareholder decides to convert their shares into common shares after holding them for a minimum of 1 year to cover the restricted time period the preferred shares may be converted into common shares at a ratio equal to 70% of the average of (or a 30% discount from) the 3 lowest closing prices during the prior 10 days.

The company will also maintain the right to buyback these shares or allow a larger future investor to potentially buyout these preferred shares at a price equal to 120% of the original paid amount.

As of December 31, 2016 the company has 369,375 Preferred Series H Shares. This filing is consistent with the company's desire to reduce its debt and build its equity to be better position for the future.

Item 6: The number of shares or total amount of the securities outstanding for each class of securities authorized

As of: December 31, 2016 the Company had the following:

Common Stock Authorized: 2,900,000,000

Common Stock Outstanding: 1,093,961,054

Public Float: 963,640,079

Number of Shareholders/Certs of Record with TA: 127

Number of Shareholders on NOBO: 3290 (As of March 5, 2017)

Preferred Stock Authorized: 10,000,000 (Includes both Series G and H)
Preferred Stock Outstanding Series G: 4,000,000
Preferred Stock Outstanding Series H: 369,375

Item 7: The name and address of the transfer agent

Pacific Stock Transfer Company
4045 South Spencer Street, Suite 403
Las Vegas, NV 89119
Telephone: 702-361-3033

Our transfer agent is registered under the Exchange Act and is regulated by the Securities and Exchange Commission.

Part C Business Information

Item 8: The nature of the issuer's business

A. Business Development.

Paul Sorkin received the controlling preferred shares of Invicta Group, Inc. on June 23, 2008. The Company changed its name from Invicta Group, Inc. to Alliance Creative Group, Inc. on November 15, 2010. Steven St. Louis received the controlling preferred shares and became CEO and Chairman of the board on December 21, 2011.

The Company is currently in operations and is a full-service product-development agency. The core business has been around since 1997 has been helping clients connect their products and services to their customers. ACG focuses on creative and design services, printing and packaging, brand and product development, fulfillment, logistics and transportation, strategic consulting, digital marketing and engagement, and software development.

The Company is an investor in an Omni-Channel marketing platform (PeopleVine) and owns and operates a FTL (full truckload) trucking company (Primary Trucking) and a national trucking broker (Rapid Freight Solutions)

Our general mission is to help our clients engage with their customers in an authentic and relevant way, while adding value to their business and marketing objectives.

More specifically we also offer the consumer packaged goods industry with one simplified procurement product development brand management process and supply chain solution.

Our PeopleVine software mission is to revolutionize the way our users connect, learn and build effective relationships with their customers.

We *utilize* a unique blend of products, services, and relationships to increase value for both clients and shareholders. We accomplish this by leveraging our branding, marketing, technology and event resources to improve and deepen the relationship between our clients and their customers

Management is now focused on generating sales revenue and creating a high quality customer experiences. The Company key services include: creative and design services, printing and packaging, brand and product development, fulfillment, logistics and transportation, strategic consulting, digital marketing and engagement, and software development. The main 4 areas include: branding, marketing, packaging, and transportation.

The company has expanded its services to include a new internal shared resources program to look for future potential companies or projects that are looking to get someone to invest in them, merger with or acquire some or all of the specific companies or brands that can benefit from utilizing some or all of the company's shared resources. The company compares this to a mini shark tank from the popular TV show where companies look to get investments and/or strategic partners to help their company's get to the next level or execute their business plans properly - we call it the Alliance Tank.

The company feels it can offer significant value to small growing companies to grow faster together rather than separately for the future benefit of the ACGX shareholders and investors.

B. New Business Opportunities and Project Updates – The Alliance Tank

Although the core business has been around almost 20 years and the public company has been around for about 17 years we understand the need to expand more rapidly in the future and to find a better balance between our solid core foundation and some other more exciting, expandable and larger potential growth opportunities to create real long term value for the shareholders. Therefore, we have set up an internal project/division that we call “The Alliance Tank”. This shared resources program allows us to leverage our relationships, experience, assets and other resources to accomplish results greater than the sum of the parts. This is very similar to the popular TV show Shark Tank. The Alliance Tank is looking to invest in, acquire, merger or work with other companies and projects where we feel we can add value and create future revenues and profits for our shareholders.

Four recent Alliance Tank deals include: Peoplevine, Four Oceans Global, Primary Trucking and Rapid Freight Solutions.

First is PeopleVine which was 100% acquired by ACGX and became an internal ACG Company with its founder and Chief Architect, Jordan Gilman, staying on as the President and as an equity partner of PeopleVine. PeopleVine has built a single platform for marketing teams to engage with their consumers.

PeopleVine is a fully integrated content management system (CMS), marketing automation and sales tools on top of a core CRM to capture and nurture human interaction. PeopleVine is the only platform to capture 35 touchpoints in real-time allowing you to enable action based marketing through our suite of “customer journey” marketing tools. Marketers can take their interactions further than just a single e-mail, PeopleVine enables them to engage through the entire customer journey. Behind it all is a CRM capturing every interaction back to a single profile. Further enabling you to see consumer behavior over time, while leveraging the data for automated interactions.

PeopleVine is the first platform to bridge CRM, marketing and sales into a single, seamless customer engagement suite. It allows brands, agencies and developers to leverage one platform for every interaction that occurs with their customers and across 25 external platforms like Facebook, Twitter, Instagram and Ebay. With 20 core components that are designed to work together users can leverage the following experiences: appointments, automation, billing, campaigns, eCommerce, content/CMS, contests, crm, events, location directory, loyalty & reward programs, digital memberships, keyword monitoring, email newsletters, digital offers, reviews, SMS/text, Social media tool, surveys, tickets and more. And with over 450 open API connections we can add some sort of value to almost any company.

As of March 31, 2016 ACG completed its commitment to spend up to \$400,000 to help PeopleVine get to the next level by investing in additional development and design of the platform along with adding future products, features and services, internal talent, brand awareness and other valuable enhancements to an already solid platform. The realistic goal for PeopleVine is to enhance and improve the technology, bring on more brands, re-sellers and developers to leverage the platform, attempt to patent some of the technology, if possible, and create significant future value with the possibility of a future partial or full buyout from a more established technology company with significantly more resources to take it the next level.

ACG believes there are 4 main areas to increase the short-term and long-term value of PeopleVine. First is by developing more features in the platform, integrating with additional platforms and services, building an app or multiple apps to allow users, partners and agencies to have a better experience with PeopleVine and other development, design and platform enhancements. Second, is sell the service directly to brands, Third, is by entering into multiple reseller and partnership agreements and Fourth, is to allow and build a developer community to leverage the Platform to create faster, more advanced and more integrated products and services.

Some additional information about PeopleVine includes the fact that Alliance acquired the assets related to PeopleVine, a relationship management software company, from Spiderweb Design, Inc. The company also entered into an employment agreement with the founder and programmer, Jordan Gilman. The purchased assets included all of Seller's Domain names related to PeopleVine or with the word "Vine" in them, websites, social media pages content and lists, software and source code and related data models that enable the software, ownership of the PeopleVine trademark (registration #4566949), marketing materials, presentations and decks related to PeopleVine, manuals, data, all branding, designs, artworks and the like, email addresses, phone and fax numbers and equipment used for the PeopleVine company, all the rights, titles and interest in and to any and all of the above mentioned assets along with any goodwill, customer lists and contact information, supplier lists and contact information, operating records, telephone numbers, assumed name PeopleVine, and other assets used in connection with the Business.

PeopleVine is positioning itself as a single platform for marketing teams to engage with their consumers, whether it's turn-key through our platform or integrated into an existing application, we see the future of truly becoming a platform as a service.

As of August 1, 2016, PeopleVine has moved its staff into the merchandise Mart building near the 1871 organization to better service the 1871 membership needs and continue to pursue other options to work with clients, accelerators, incubators, other strategic partners and clients. ACG has also committed to spending another \$50,000 towards the growth of PeopleVine, to bring the investment amount up to \$450,000 while the company looks for other funding methods that will not dilute the ACGX common shares.

ACG and PeopleVine have engaged Venture Connects to provide advisory services related to the financial and general corporate needs related to seeking additional capital. The Company will share updates with the public as decisions are made for the future capital for PeopleVine.

As of December 31, 2016, ACG has spent the full \$450,000 it has committed to PeopleVine and Venture Connect continues to discuss and evaluate all types of future funding options and introductions for PeopleVine.

The Second investment from the Alliance Tank was with Four Oceans Global. Four Oceans is a direct selling organization focused towards lifestyle base products, services and personal development curricula. The newest product Four Oceans Explorer allows members to leverage the world's most complete invite only wholesale travel portal. The portal offers every kind of travel including but not limited to: air, car, hotels, resorts, timeshares, private jets, yachts, cruises, luxury homes & villas, concerts, sporting events, theatre tickets and more. After 20 years in the making Four Oceans Explorer is the culmination of years of travel marketing and technology development by its creators. Explorer is as much a travel technology as anything else and is powered by unique and proprietary tools to help members find the absolute best deal for any kind of travel. It's a blend of well thought out and easy to use travel search results and wholesale pricing not available anywhere else. In fact, this is why it is not available to the public. Due

to strict pricing contracts that exist online for the travel industry, a membership is required to access deals so low, they must be guarded by a “closed loop” membership login. Rather than do what all other online travel agencies do by spending millions on marketing and advertising, Four Oceans Explorer uses an affiliate network for everyday people who are rewarded for referring others to the membership. This global network is powered by Four Oceans, a unique self-improvement company geared towards helping people find greater success and happiness in their lives through online personal development training. The owners of the company recognize the power of going on vacation and traveling more as an important part of elevating happiness and after over 20 years of marketing travel, they have added the ability to find the best travel deals through the unique and exclusive Explorer travel portal.

ACG signed an exclusive print, packaging and digital marketing agreement with Four Oceans and invested \$50,000 into a development and royalty agreement.

Under the print, packaging and digital marketing agreement ACG will help create unique marketing materials, possible membership boxes, direct mailings along with all types of online marketing and leveraging many of the PeopleVine platform’s features to market and build their business.

Under the development and royalty agreement ACG invested \$50,000 and will receive a % of the founders pool until it has been paid up to \$1,000,000. There is no time limit on the agreement and no guarantee. Four Oceans will hopefully start making monthly payments later in 2016 or early 2017 based on the shared profits and does not guarantee a million dollar repayment but the payments will stop if they total repayments reach one million dollars.

ACG will also set up a member account so if anyone signs up under ACG there are other potential revenue opportunities with Four Oceans.

As of September 30, 2015, Four Oceans had been more focused on improving the software and the overall user flow and experience to prepare for the ability to handle multiple future distributors and create a more turn-key new distributor process. The new portal relaunched the 1st week of November 2015. New distributors are being added and progress is being made but most of the ACG services and partnership plans are being pushed back a little to allow for new distributors to get involved first. The rest of 2015 was spent on more foundational building and planning projects and 2016 and 2017 will hopefully be more revenue producing and growing years. ACG understands that this investment may be slow in the beginning but has good long-term potential.

FourOceans ended 2015 with a new technology platform it now co-owns, providing even greater access and ability to manage to back office and front end marketing systems for its distributors. In February of 2016, it entered into a new phase of development by contracting with and for a nutritional product line based on the science of Hops. The new phase also comes with a new company name called Elevacity. Elevacity, powered by the former FourOceans, is now in a position to have tangible, consumable,

nutrition that will help elevate health, wealth and happiness for customers and Partners of the direct sales company.

Elevacity is currently in its pre-launch phase while the new nutritional products are being branded and manufactured with an official launch planned for the middle of June, 2016. As of the end of Q2 2016 Four Oceans has not provided any additional updates. As of the end of Q3 2016 Four Oceans has not provided any additional updates.

As of December 31, 2016 and going into 2017 Four Oceans has made some positive changes. They have several initiatives on the table including a name change to Travology and a reverse merger into SHRV on the OTC Markets. The new parent company will own PathAways and FourOceans as a wholly owned subsidiary. The new company is also working on potential deals that include luxury condos in Puerto Rico and other potential projects in the travel industry to create additional revenues and profits in the future. ACGX will have the same deal it originally contracted for with Four Oceans to have the ability earn a percentage of the profits.

ACGX and SHRV are also currently in discussions to determine the best way(s) to use shared resources to cross promote and cross market the companies and their services to the benefit of all investors and shareholders.

The Third project is Primary Trucking, which is an internal company for ACG to help the Company expand their transportation services. The new internal company has its own trucks and drivers and offers Full Truck Loads (FTL services) out of the MidWest.

Primary Trucking will leverage all of the Alliance Creative Group and PeopleVine resources to create a simplified cost-effective solution for quoting and managing full truck loads. The company will leverage experienced staff, technology and marketing resources to improve the customers trucking experience and expand the overall company's revenues and profits.

Primary is an asset-based full service truck line with in-house expedited fleet of Trucks. The business plan is to leverage owner operators to control expenses while expanding the business. Due to some unexpected delays with insurance and other misc paperwork and compliance related issues, that were out of the company's control, Primary was not able to book many truckloads until the very end of the third quarter of 2016. Therefore Q4 2016 will be the first full quarter with Primary trucking under ACGX. As of the date of this filing, Primary was averaging between 15 and 20 trucks/drivers in their fleet and hopes to be between 20 and 25 by the end of 2016. The Company is expecting over \$3,000,000 in revenue from this internal company in 2017 and over \$5,000,000 in revenue for 2018. These numbers are based on estimates and projections and not actual signed agreements at this time.

As of December 31, 2016, Primary Trucking is on pace to hit the Company's projected goals for 2017.

As many already know ACG entered into the Cannabis industry a few years ago (in 2014) and had a few contracts and customers for misc services. The original intent was to leverage the Company's existing printing and packaging skills and relationships to offer child-resistant pouches, labels and other related products and services. ACG has stopped actively pursuing a patented child resistant pouch with a manufacturer in China at this time. As of September 30, 2016, it looks like this patent will not be completed and the production of these pouches may not make financial sense to move forward. In order to produce the desired product and receive a patent the time and financial investment may be too significant to take that required risk at this time when comparing the potential reward. There are also some potential legal, banking and international issues that have been brought up that we are evaluating as well. During this time the company has also been reviewing and evaluating the potential future revenue and profit areas in the industry and does not see as many opportunities currently as they originally thought related to the printing and packaging services. ACG is not giving up on the industry completely but is not being as aggressive as it was due to a potentially lower ROI and/or lower overall upside. As things change the Company will update the public.

The Company is still evaluating, in discussions with or negotiating with other potential partners or opportunities. This includes companies in the printing, packaging, customer engagement, events and entertainment, fulfillment & supply chain management, trucking & logistics, PR, social media, SEO, technology, food services, product development, creative & design, and cannabis/hemp industries.

There have been no other significant advancements to specifically discuss. If and when any of these deals close the Company will release the information to the public.

We will continue to negotiate with multiple parties and evaluate the pros and cons and risks and rewards for all potential opportunities and will update the public as deals get closed and progress is made.

A Fourth investment and project for Alliance is Rapid Freight Solutions. Rapid Freight Solutions (Rapid) provides domestic shipping services nationwide, quickly and safely moving products across the country. Rapid specializes in LTL, air freight, hot shot, trade-show, flatbed, intermodal, over-dimensional, step-deck, and refrigerated trucking. Thanks to the Company's 30 years of experience, we have relationships with more than 140 carriers nationwide, helping ensure our customers quality service with competitive pricing. This project began in 2017 and projections will be created later in 2017 after some data can be collected and analyzed to determine realistic 2017 and 2018 projections with this project.

1. The form of organization of the issuer (e.g.. corporation, partnership, limited Liability company, etc.):

The organizational form of the issuer is a Corporation.

2. The year the issuer (or any predecessor) was organized

The issuer was organized in 2000.

3. The issuer's fiscal year end date
The issuers' fiscal year end date is 12/31.
4. Whether the issuer has been in bankruptcy, receivership or any similar proceeding
The issuer has never been in bankruptcy, receivership or any similar proceeding.
5. Any material reclassification, merger, consolidation, or purchase or sale of a significant amount of assets

The Company has been involved in the following acquisitions and joint ventures since Mr. Sorkin was elect the new CEO on June 23, 2008 and Mr. St. Louis was elected on December 21, 2011.

September 24, 2009 - The company entered into a joint venture agreement with WT SurgiCenter, LLC (Known as Water Tower Surgery Center) to help manage and market the center and recruit new doctors and clients and increase the overall revenues and profits for the center. The center had a change in ownership and control and the company dissolved their joint venture as of March 26, 2010.

On December 1, 2009 the Company acquired specific assets and took over specific liabilities from STL Marketing Group which included St. Louis Packaging and STL Graphics. This acquisition helped the companies utilize the economies of scale and share some common overhead, employees and operating expenses. The acquisition also allowed the companies to market multiple services together while reducing overall future liabilities and future cash flows. The company took over all of the industry payables and liabilities, the liability of the bank line of credit and majority of the company's long-term note payables in order to acquire any of their assets. These divisions are still a part of the Company. STL Graphics Group is a full-service web and sheet-fed printing group that has the capacity to run 24 hours a day, 7 days a week. STL Graphics uses the latest technologies to service a wide variety of businesses and printing projects. St. Louis Packaging is an established business that has been operating for over 13 years with extensive experience in industrial and retail packaging and customizable inventory management programs with 4 strategic warehouse locations nationwide.

On February 9, 2010 The company entered into a joint venture with Chicago Affordable Cars (an internet car dealer) to help manage, market, maintain and expand the current business interest in Chicago and to expand to future markets. The parties decided to dissolve the joint venture as of November 11, 2010. The parties felt it was in the best interest of all parties involved to end the relationship and allow each party to focus on other future business projects.

On November 1, 2010 The Company acquired specific assets of Snap Graphics and later launched a new website www.SnapGraphics.com.

Some of the assets included commercial printers, equipment, supplies, customer lists, domains and a company cargo van. The website www.SnapGraphics.com is currently live but has been forwarded to

www.Print4aCause.com and is taking orders for all types of printing products including but not limited to: banners, business cards, brochures, postcards, flyers and more.

Mr. Steven St. Louis was elected the new CEO and Chairman and Mr. Sorkin resigned on December 21, 2011.

On March 5, 2012 ACGX purchased all the issued and outstanding preferred stock in STLK for \$25,000 by taking over debt and on September 9, 2012 ACGX entered into a binding LOI to sell all of the preferred stock in STLK to Versant Corporation. The parties closed on the sale Monday October 15, 2012. The terms of the deal include 3 payments of \$25,000 each. The 1st payment was due at closing, the 2nd payment was due in late November 2012 and the final payment was due in Jan 2013. STLK also entered into a 6 month consulting agreement with ACG that went until Mid-February 2013. The terms of that agreement include a total compensation packaging of \$10,000 a month in future stock after STLK is a fully reporting company and has the liquidity to issue and trade enough shares to honor the debt. As of the date of this report the Company received the \$25,000 for the first payment from October 15, 2012, \$55,000 for the 2nd and 3rd payments and some Interest during Q2 of 2014 and nothing for the consulting agreement yet. The Company was one the debtors included in STLK's recent 3a10 filing where the court approved this action on March 19 2014 to help collect the \$50,000 plus interest for the preferred shares. During the 2nd quarter of 2014 ACGX was paid \$55,000 from the 3a10 group. During the 3rd quarter of 2014 the Company was paid the final \$5,497.27 for the remaining additional interest. As for the consulting agreement shares, STLK is now a fully reporting OTCQB company, so they are able to issue shares to ACGX, however, their current business model is not generating any revenue and their stock has very little or no bid on most days so there is not enough liquidity to issue any shares at this time. In the meantime interest is being accrued.

Since management of STLK and their legal representative have not provided ACG with any additional details about the potential timing of this repayment we will continue to look into any and all legal options to address their default and review and evaluate all possible future options to protect our debt and address their legal obligation and enforce our legal rights and/or help provide other options and ideas for STLK to be able to honor and repay the documented and legally binding debt owed to ACG. Therefore, the timing and amount of the issuance of shares is still pending. As of December 31, 2016 the status of this collection issue has not changed.

On August 14, 2013 ACGX launched a new website www.Print4aCause.com Print4aCause was founded on the principles of integrity, creativity, compassion and, most importantly, giving back. Almost every business owner, especially those in small businesses, have to create multiple items every day—from business cards, letterhead, postcards, flyers, banners, direct mailings and marketing materials. Print4aCause offers exceptional quality products with exceptional service while focusing on giving back to meaningful causes. Unfortunately this project was never able to gain any traction and very little business was generated from this website.

On September 4, 2014 ACGX launched a new website www.CorporateGifts4aCause.com. The new website will offer high-end branded corporate gifts with a portion of the revenues being donated to charity. The goal is to help clients give a gift and support a cause while raising money and awareness for multiple causes.

On December 29, 2014 Alliance acquired the assets relate to PeopleVine, a relationship management software company, from Spiderweb Design, Inc. The company also entered into an employment agreement with the founder and programmer, Jordan Gilman. The purchased assets included all of Seller's Domain names related to PeopleVine or with the word "Vine" in them, websites, social media pages content and lists, software and source code and related data models that enable the software, ownership of the PeopleVine trademark (registration #4566949), marketing materials, presentations and decks related to PeopleVine, manuals, data, all branding, designs, artworks and the like, email addresses, phone and fax numbers and equipment used for the PeopleVine company, all the rights, titles and interest in and to any and all of the above mentioned assets along with any goodwill, customer lists and contact information, supplier lists and contact information, operating records, telephone numbers, assumed name PeopleVine, and other assets used in connection with the Business.

As of March 31 2016, Alliance spent around \$400,000 PeopleVine related expenses to continue developing the software, building out the sales team and implement an aggressive growth plan to position the company to compete with the next level of software companies while incorporating the current product development business and expanding the agency components to create a larger foundation to build off of and expand all current and future opportunities. More detailed involved this transaction are above in Part C item 8 section B.

As of August 1, 2016, ACG has agreed to spend an additional \$50,000, to bring the total to \$450,000, to help PeopleVine continue executing its business plans. As of the date of this filing, in November of 2016, the full \$450,000 has been invested in PeopleVine and the Company is looking to have other investors put in new capital from this point moving forward. No additional capital has been accepted by PeopleVine at this time but discussions and options continue to be reviewed and evaluated.

On July 21, 2015 Alliance and Four Oceans Global signed an exclusive print, packaging and digital marketing agreement and Alliance invested \$50,000 into a development and royalty agreement. More detailed involved this transaction are above in Part C item 8 section B.

As of June 30, 2016, Alliance launched an new internal company and website www.PrimaryTrucking.com to expand their transportation services. The new internal company has its own trucks and drivers and will start with offering Full Truck Loads (FTL services) out of the MidWest. Due to some unforeseen delays with insurance companies, compliance paperwork and misc issues, the first truckloads were not booked for Primary Trucking until the end of the third quarter in late September 2016.

RapidFreightSolutions.com was launched in 2017 to help fill the need for domestic shipping services

nationwide. The services offered include LTL, air freight, hot shot, trade-show, flatbed, intermodal, over-dimensional, step-deck, and refrigerated trucking

6. Any default of the terms of any note, loan, lease, or other indebtedness or financing arrangements requiring the issuers to make payments

The Company's prior management entered into a convertible debenture with Golden Gate Investors, Inc. on April 27, 2004. Golden Gate Investors, Inc. changed their corporate name to Golden State Equity Investors, Inc. on December 22, 2008. The current management signed a letter of understanding to amend the terms of the agreement for the Company on October 1, 2009. The Company and Golden State signed another amendment in August of 2011 and entered into another new agreement on March 31, 2013. Although all note holders are legally entitled to convert their notes, the company's management, current investors and note holders had agreed to cooperate in maintaining a reasonable level of dilution from conversions at this time to help with the best interest of the overall company and shareholder value to reduce debt but not too quickly. The company will take a balanced approach in reducing debt while trying not to dilute the common shares too quickly. The common goal of both parties was to eliminate this specific debt as soon as possible.

As the former CEO of the Alliance Creative Group, Mr. Paul Sorkin, entered into a personal guarantee agreement with Golden Gate Investors on June 23, 2008 for the amount of \$112,000. Golden Gate filed suit against Mr. Sorkin and received a judgment for the full original amount plus interest and fees totaling \$122,500. The company and Mr. Sorkin entered into a post-judgment agreement with Golden Gate in October 2009. The Company and Mr. Sorkin amended that agreement again in August of 2011. The company and its new CEO Mr. Steven St. Louis completed negotiations with Golden Gate to amend the agreement again and entered into a new agreement as of October 30, 2012. Another amended agreement was entered into as of March 31, 2013. The new agreement includes the following terms:

The Convertible Debenture from April 27, 2004 with a balance of \$141,812 as of 9/30/12 will reduce the interest rate from 7.75% to 3.75%.

The previous interest due was settled for a lump sum payment of \$2,500 – which was paid at the closing and future interest will begin to accrue in the future.

The new agreement is extended until March 6, 2018.

Golden State is entitled to convert up to 9.99% of the common stock at a rate equal to 80% of the average 3 lowest volume weighted prices in the previous 10 days. Depending on the stock price this debenture could add over a billion shares to the outstanding or more. These conversions are based on a discount to market so if the stock price goes up the number of shares issued will go down and if the stock price goes down the number of shares will increase. Golden State has cooperated with the company to avoid any massive dilution or cause a significant price drop in the past but there are no guarantees or specific plans for the timing of these conversions. It is in their best interest of both parties to help the company maintain a solid stock price but it is a subjective decision based on updated facts and circumstances as the market conditions and

company's fundamentals change. The Company is attempting to buyout or find a new investor to buy out this position but the conversations have not made any progress yet. The Company did not issue Golden State any shares in the most recent quarter. The last conversion and issuance of shares for Golden State was over a year ago.

The parties also agreed that if ACG was not in default of this new agreement by June 30, 2013 they would dismiss the prior judgment they had against Mr. Sorkin (The former CEO). Since ACG was not in default as of June 30, 2013 the judgment against Mr. Sorkin was dismissed.

As of July 13, 2016, Golden State Equity Investors, Inc. filed a lawsuit against Alliance Creative Group, Inc. in the Southern District of California. In the action Golden State claims ACGX owes them more Shares via. conversion of their debenture. The Company does not believe they owe them any additional shares at this time. Alliance has hired legal representation in California and filed an answer to this lawsuit, Golden State filed an amended complaint in response to the Company's answer and then Alliance filed a reply to their amended complaint and requested a motion to dismiss. The Judge has not ruled on anything yet. As in all lawsuits the Company does not know how long this action will take, how much it will cost to defend, and what the outcome will be but will update the public as relevant new information becomes available. As of March 23, 2017 this lawsuit is still pending.

7. Any change of control

The Company was incorporated on June 1, 2000. Up until June 23, 2008 Bill Forhan was the CEO and David Scott was the COO. As of June 23, 2008 Paul Sorkin became the CEO and Chairman of the Board. Steven St. Louis became the CEO and Chairman of the Board on December 21, 2011. Mr. St. Louis is still the CEO and Chairman of the Board.

8. Any increase of 10% or more of the same class of outstanding equity securities?

From June 28, 2008 until November 15, 2010 the Company issued 4,744,634,117 shares of common stock to satisfy some of the liabilities related to convertible notes issued by the company where the investors waited over 1 year and used the Rule 144 exemption to convert their notes into common shares of stock.

As of November 15, 2010 Alliance Creative Group (ACGX) announced the effectiveness of its reverse and name change and that each two thousand (2000) shares of the Common Stock of the Corporation issued and outstanding shall become one (1) share of Common Stock of the Corporation. Fractional or partial shares will not be issued and instead will be rounded up to the nearest whole number of shares. This reverse split becomes effective as of the market open on November 15, 2010. The new name and stock symbol have also been completed and the Corporation formerly known as Invicta Group, Inc (IVIT) is now Alliance Creative Group, Inc (ACGX). The Company has also reduced the total Authorized shares from 5,000,000,000 to 50,000,000.

From November 15, 2010 to December 31, 2010 the company issued 706,251 shares of common stock to satisfy some of the liabilities related to convertible notes issued by the company and held by the investors for over 1 year.

From January 1, 2011 until September 14, 2011 the company issued 5,398,320 shares of common stock to satisfy some of the liabilities related to convertible notes issued by the company and held by investors for over 1 year.

From September 15, 2011 until June 30, 2012 the company did not issued any shares to anyone.

On December 19, 2011 Steven St. Louis sold and assigned 3 of his convertible notes from October 28, 2009, November 27, 2009 and March 31, 2010 totaling \$150,000 in original principal to Sherwin and Roberta Sorkin. Mr. St. Louis has been paid in full for the assignment of these notes.

From June 30, 2012 until September 30, 2012 the company issued an additional 2,695,131 shares to previous investors that entered into convertible note agreements or promissory notes over 1 year ago.

From September 30, 2012 to December 31, 2012, the company issued an additional 3,550,000 shares to previous investors that entered into convertible note agreements or promissory notes over 1 year ago.

From January 1, 2013 to March 31, 2013, the company issued an additional 6,615,467 shares to previous investors that entered into convertible note agreements or promissory notes over 1 year ago.

From April 1, 2013 to June 30, 2013, the company issued an additional 44,311,398 shares to previous investors that entered into convertible note agreements or promissory notes over 1 year ago and reduced the debt owed to the parties by \$113,446. The company also converted 1,000,000 preferred shares into 100,000,000 restricted common shares for their CEO, Steven St. Louis.

From July 1, 2013 to September 30, 2013, the company issued an additional 123,832,721 shares to previous investors that entered into convertible note agreements or promissory notes over 1 year ago and reduced the debt owed to the parties by \$142,328.

From October 1, 2013 to December 31, 2013, the company issued an additional 195,380,402 shares to previous investors that entered into convertible note agreements or promissory notes over 1 year ago and reduced the debt owed to the parties by \$146,943.

From January 1, 2014 to March 31, 2014, the company issued an additional 80,753,452 common shares to previous investors that entered into convertible note agreements or promissory notes over 1 year ago and reduced the debt owed to the parties by \$127,992.

From April 1, 2014 to June 30, 2014, the company issued an additional 122,032,478 common shares to previous investors that entered into convertible note agreements or promissory notes over 1 year ago and reduced the debt owed to the parties by \$221,993.

From July 1, 2014 to September 30, 2014, the company issued an additional 18,859,462 common shares to previous investors that entered into convertible note agreements or promissory notes over 1 year ago and reduced the debt owed to the parties by \$38,044.

From October 1, 2014 to December 31, 2014, the company issued an additional 20,150,883 common shares to previous investors that entered into convertible note agreements or promissory notes over 1 year ago and reduced the debt owed to the parties by \$10,000.

From January 1, 2015 to March 31, 2015, the company issued an additional 22,092,649 common shares to previous investors that entered into convertible note agreements or promissory notes over 1 year ago and reduced the debt owed to the parties by \$30,950.

From April 1, 2015 to June 30, 2015, the company issued no additional common shares.

As of Aug 9, 2015 the official length of time that had past without a single conversion or issuance of a share of ACGX was 6 months. During that time period the 50 day MA (moving average) was .0011 and the 200 day MA was .0016 with a high of .0025 and a low of .0007.

From July 1, 2015 to September 30, 2015, the company issued an additional 20,000,000 common shares to previous investors that entered into convertible note agreements or promissory notes over 1 year ago and reduced the debt owed to the parties by \$13,066.67.

From October 1, 2015 to December 31, 2015, the company issued an additional 118,694,594 common shares to previous investors that entered into convertible note agreements or promissory notes over 1 year ago and reduced the debt owed to the parties by \$33,660.53.

From January 1, 2016 to March 31, 2016, the company issued no additional common shares.

From April 1, 2016 to June 30, 2016, the company issued an additional 65,112,720 common shares to previous investors that entered into convertible note agreements or promissory notes over 1 year ago. **The Company was also able to negotiate with one of its largest note holders to eliminate and retire over \$100,000 of convertible debt. Between the issuance and the retired debt the Company reduced the overall debt owed by \$123,331 during the quarter.**

From July 1, 2016 to September 30, 2016 the company issued an additional

45,750,000 common shares to previous investor(s) that entered into convertible note agreements or promissory notes over 1 year ago and reduced the debt owed to the parties by \$7,320. In an effort to consolidate and reduce the number of debt holders this conversion was tied to a Stock Purchase Agreement for a partial purchase and assignment of an original note from July 11, 2008 and was sold to a related party.

From October 1, 2016 to December 31, 2016 the company issued an additional 65,000,000 common shares to previous investor(s) that entered into convertible note agreements or promissory notes over 1 year ago. The Company also issued 30,000,000 restricted shares with a one year hold for investor relation services. The Company also came to an agreement with a larger note holder to retire over \$200,000 of debt. **The company was able to reduce their overall debt by \$225,576 during the 4th quarter of 2016**

The Company has not sold any of their free trading shares for any compensation or investment. The Company has not issued any free trading shares using the exemptions related to a Regulation A filing, a Rule 504 exemption, filed an effective registration statement or entered into any 3a10 agreements.

Including Golden State, mentioned above, and all other investors/debtors The company has a total of about \$550,000 in long-term notes and/or debentures. These notes can be paid back in cash or stock. The investors have been working with the company to try to find the best balance between maintaining solid company fundamentals, growth plans and cash flows while trying not to dilute the stock too quickly to cause a significant decline in price. However, there are no guarantees or pre-arranged agreements for how much the investors will or will not convert in the future. All the notes have a conversion mechanism that allows note holders to convert at a discount to market rather than a set price. The overall average discount price of all the notes is around a 30% discount to market. This means if the stock goes up and shares are issued then less shares are needed to reduce the debt obligation and if the stock price goes down more shares are needed to honor the debt obligations. No one debtor will ever own more than 9.9% of the common stock at one time but if every debt holder converted their entire notes over time the company will have to increase their authorized number of shares and may have to issue over 1 Billion additional shares to reduce this debt to zero, based on the current estimated stock price. If the stock price goes down that amount may go up and if the stock price goes up the amount of shares that will be needed will go down. Keep in mind this is a process that may take multiple years or may never happen. These types of conversion decisions are made between the debt holder and the company on a case by case basis. All parties (Except Golden State Equity) have the company's overall best long-term interest in mind but there are no set plans or agreements as to the amount of debt that will be paid back in cash vs stock or the timing of any of these conversions.

9. Any past, pending or anticipated stock split, stock dividend, recapitalization, merger, acquisition, spin-off, or reorganization

The Company was formed on June 1, 2000 under the name of Invicta Group, Inc. in the State of Nevada. The Company changed its name from Invicta Group, Inc. to its current name by filing the Certificate of

Amendment to the Articles of Incorporation with the Nevada Secretary of State 10/22/10. The name change was approved and announced on 11/12/10 and the corporate action took effect and FINRA recognized the change at the open of business 11/15/10.

As of November 15, 2010 Alliance Creative Group (ACGX) announced the effectiveness of its reverse and name change and that each two thousand (2000) shares of the Common Stock of the Corporation issued and outstanding shall become one (1) share of Common Stock of the Corporation. Fractional or partial shares will not be issued and instead will be rounded up to the nearest whole number of shares. This reverse split becomes effective as of the market open on November 15, 2010. The new name and stock symbol have also been completed and the Corporation formerly known as Invicta Group, Inc (IVIT) is now Alliance Creative Group, Inc (ACGX). The Company has also reduced the total Authorized shares from 5,000,000,000 to 50,000,000. As of May 1, 2013 the company increased the total authorized shares to 750,000,000. As of August 19, 2015 the Company increased the total authorized shares to 999,000,000. Since the Company has remaining convertible debt as of October 10, 2016 the Company increased the total authorized shares to 2,900,000,000. There are no other current pending mergers, acquisitions, spin-offs or reorganizations planned at this time.

10. Any delisting of the issuers securities by any securities exchange or deletion from the QIC Bulletin Board
August 6, 2009 The Company filed a Form 15 with the Commission to terminate the registration of the Company's Common Stock under the Securities Exchange Act of 1934. Since that date the Company's Common Stock has traded only on the OTC markets.

11. Any current, past, pending or threatened legal proceedings or administrative actions either by or against the issuer that could have a material effect on the issuer's business, financial condition, or operations and any current, past or pending trading suspensions by a securities regulator. State the names of the principal's parties, the nature and current status of the matter, and the amounts involved

On or about September 19, 2011 Mr. Sorkin received a Subpoena Duces Tecum from the Securities Department of the Illinois Secretary of State requesting information related to ACGX and STLK. Mr. Sorkin provided the department with all the requested information in 2011 and then also gave an oral statement on October 4, 2012 to the Department on those matters. As of March 23, 2017 there have been no additional requests, actions, or communications so the inquiry remains pending.

The following is litigation that the company was involved in and has been completed. As of March 31, 2014 the company had filed a breach of contract claim in the circuit court of Cook County (Case #13-M1-126282) against Chicago Affordable Cars and Yazan Abuharbeed. As of December 31, 2016 the case was settled and dropped.

DTC DEPOSIT CHILL – REMOVED OCTOBER 19, 2012– Alliance Creative Group hired attorney Simon Kogan on August 16, 2012 to pursue potential legal action against DTC to remove a deposit chill placed on the company. A deposit chill is a limitation of certain services that prevents additional deposits of the Issue for depository and book-entry transfer services. On August 21, 2012 Mr. Kogan received communications from the attorneys representing DTC informing the company for the first time that a deposit chill was imposed on the company as of July 26, 2010. The basis for the deposit chill was an unusually large amount of deposits during the time period of October 20, 2009 until July 26, 2010. In order for DTC to make a determination as to whether to lift the Deposit Chill they required supporting documentation for all transactions during the above mentioned time period. The company supplied DTC with all the required back up documentation supporting each and every transaction. DTC reviewed the documents and determined that ACGX did nothing wrong and removed the deposit chill to allow the company to resume normal deposits and book-entry services as of October 19, 2012.

BANKING CHANGES

In 2013 the Company changed from their long-time local bank, Centrust, to a much bigger and more aggressive international bank with RBS Citizens (Charter One). This move was to allow the company to restructure and consolidate old debt, increase their bank lines and reduce their interest rates while building a long-term relationship that understands our desires and plans to grow and possibly acquire other companies.

The specific terms of the new agreement include 4 parts:

Revolving line of credit for \$1,000,000 at around 2.25% - this started with about \$700,000 being used to pay off the Centrust old line.

\$300,000 Equipment line that is at \$0 right now and may be used to purchase new equipment in the future.

A \$160,000 term loan at 3.75% this was used to pay off most of the cars and printers and to consolidate into 1 lower monthly payment.

Company credit cards with \$100,000 combined limit

The Company was excited to be able to consolidate its debt at a lower rate and build a relationship with a bigger bank that can hopefully help the company take better advantage of future business opportunities based on cash needs.

US Bank bought the Charter One Chicago branches. The transaction was completed around the end of June 2014. As of the date of this disclosure report there have been no indications of any changes in the relationship between the company and the bank but there are no guarantees things will remain the exact same either. If anything changes we will notify the public of the specific change. The updated dollar amounts owed for any bank loans are included in the financial statements included in this disclosure.

There is a potential sales tax liability with the Illinois Department of Revenue that is still pending for the period from 10/01/08 to 09/30/10 for St. Louis Packaging, Inc. The Company feels they owe \$4,975 while the State feels the amount owed is around \$100,000. There was a similar situation, with

similar clients and transactions, for the time period of 10/01/10 to 09/30/12, where the State thought the Company owed over \$100,000 and later agreed the actual amount owed was \$5,503. This situation is still pending.

Part D Business of Issuer

The Company is currently in operations and is a full-service product-development agency that since 1997 has been helping clients connect their products and services to their customers. ACG focuses on creative and design services, printing and packaging, brand and product development, fulfillment, logistics and transportation, strategic consulting, digital marketing and engagement, and software development.

The Company is an investor in an Omni-Channel marketing platform (PeopleVine) and owns and operates a FTL (full truckload) trucking company (Primary Trucking) and a national trucking broker (Rapid Freight Solutions)

The Company's general mission is to help our clients engage with their customers in an authentic and relevant way, while adding value to their business and marketing objectives.

More specifically we also offer the consumer packaged goods industry with one simplified procurement product development brand management process and supply chain solution.

Our PeopleVine software mission is to revolutionize the way our users connect, learn and build effective relationships with their customers.

We *utilize* a unique blend of products, services, and relationships to increase value for both clients and shareholders. We accomplish this by leveraging our branding, marketing, technology and event resources to improve and deepen the relationship between our clients and their customers

Management is now focused on generating sales revenue and creating a high quality customer experiences. The Company key services include: brand strategy, creative and design, content creation, online marketing, print and packaging, supply chain management, direct mail, fulfillment, assembly & kitting, logistics, customer engagement, business consulting and strategic marketing. The core brands, DBAs under the Alliance Creative Group, Inc. parent company umbrella or Brands or Companies that Alliance has investments with at this time include: St. Louis Packaging, STL Graphics, Snap Graphics, Print4aCause, CoporateGifts4aCause, PeopleVine, PrimaryTrucking and Rapid Freight Solutions.

At this time we have twenty (20) full and part-time employees and uses independent contractors and consultants as needed.

Company is not now and has never been a shell.

In general, it has been the Company policy to evaluate all potential business opportunities, cash-flows, team's priorities, and other relevant and important business issues and concerns on a regular basis and try to make the best overall decisions after considering all pros, cons, costs, risks, and time with everything. We believe that, to the extent that we are able, our business is well positioned for growth as we have improved our core business divisions and future focus.

The company's big picture long term plan is to attempt to create a larger "Shared-resources" company. The intent is to have multiple business divisions, subsidiaries, or investments working together under one roof, or sharing common resources at multiple locations and helping to increase the overall revenues and profits while reducing the percentage of expenses by utilizing the economies of scales.

The company feels it can offer significant value to small growing companies to grow faster together than separately for the future benefit of the ACGX shareholders and investors. The company will continue to look for these opportunities and will notify the public if and when any new deals close.

Item 9: The nature of the products and services offered

The legal name of the Corporation is Alliance Creative Group, Incorporated, a Nevada corporation, and is traded on the pink sheets.com, stock Symbol, "ACGX.PK". The Company offers multiple products and services of which a description of each service is below:



ALLIANCE
creative group

PRODUCT DEVELOPMENT CAPABILITIES

January 2016



LANDSCAPE

The packaging you choose for your product speaks volumes about your brand.

Rich textures, true colors, and luxurious embellishments catch the eye and make consumers linger a few seconds longer — these are details that make that coveted connection with your customers.



ABOUT

WHO WE ARE

Alliance Creative Group (ACG) is a full service marketing agency with core competency in Product Development, Digital & Experiential Marketing, and Custom Software Development.

For more than 18 years, we've worked with world-class brands and **connected their products and services to their customers through seamless online and offline experiences.**

WHAT WE DO

Our primary goal is to make your brand shine on the surface so that you can get back to running your business. From design to delivery, we take care of all the details and offer a simplified full service approach to printing & packaging procurement.

We leverage over 100 years of industry know-how, uniquely blending substrates, equipment, structural engineering, design and marketing to create brand experiences that reach new customers and convert them to advocates. **We are packaging architects, designing unique programs that deliver measurable efficiencies.**



SERVICES

OUR SERVICES

ACG is committed to producing the highest quality products and delivering exceptional service.

Creative & Design

- Advertising Campaigns
- Art Direction
- Brand Identity
- Graphic Design
- Strategy & Planning

Printing

- Commercial
- Digital
- Direct Mail
- Grand Format
- Large Format
- Web

Packaging

- Club Packs
- Corrugate
- Flexible Packaging
- Folding Carton
- Pallet Display
- Pre-Print
- Thermo-Forming

Supply Chain Management

- Third-Party Logistics
- Trucking & Distribution
- Vendor Managed Inventory
- Warehousing

INDUSTRIES WE SERVE

ACG services an array of clients across a variety of industries, including but not limited to:

 **Automotive**

 **Gaming & Electronics**

 **Restaurant**

 **Beauty & Wellness**

 **Home Improvement**

 **Sports**

 **Confectionery**

 **Music & Entertainment**

 **Technology**

 **Food & Beverage**

 **Pet Care**

 **Wine & Spirits**

OUR APPROACH

We apply our expertise in 6 focus areas and across 18 core processes:

Discovery	Strategy	Concepting	Prototyping	Production	Distribution
Research	Ideation	Packaging Architecture	Structural Sign-offs	Color Management	Vendor Managed Inventory
Insight	Assembly Planning	Engineering	Creative Proofing	Quality Control	Transportation
Analysis	Product Positioning	Integrated Design	Finished Mock-ups	Quality Assurance	Contingency Plans



WORK



nourish the journey

Assemble your own salad meal in this specially-designed box created for **fun, freshness, portability** and **enjoy**!



nourish the journey

take aways

tuscan picnic



SALAD MEAL NET WT. 7.6 OZ. (215g)
DRESSING 2.0 FL. OZ. (59 ml)

Rustic Greens, Old World Grains, Beans & Nuts
with Garlic Parmesan Vinaigrette

FRUIT - 100% NATURAL



UBER

THE FIDELITY SOUND LAB

Ryan Adams
Love Is Hell





SHONEN JUMP
Yu-Gi-Oh!
TRADING CARD GAME

©1996 KAZUKI TAKAHASHI
©2011 NAS • TV TOKYO

KONAMI

www.yugioh-card.com







THE JESUS CHRONICLES

A Life-Changing Encounter!





stu's
this is BLOODY
MARY

bloody mary
mixology kit

add tomato
juice and liquor.

contents
stu's this is bloody mary
key lime juice
sweet corn rimmer
ghost pepper hot sauce

*Does not contain liquor or tomato juice.

A toast
to bloody
greatness.

Queen Mary I
of England





CLIENTS

OUR CLIENTS





ALLIANCE
creative group

DIGITAL & EXPERIENTIAL MARKETING CAPABILITIES

January 2016



LANDSCAPE

Today's customers are more connected than ever. They live between offline and online experiences, and look to friends and peers to inform their choices and opinions.

They are busy and the marketplace is cluttered. Capturing and keeping their attention can be a challenge. **So, how do you truly build a long-lasting relationship with your customer? Let a proven partner show you how.**



ABOUT

WHO WE ARE

Alliance Creative Group (ACG) is a full service marketing agency with core competency in Product Development, Digital & Experiential Marketing, and Custom Software Development.

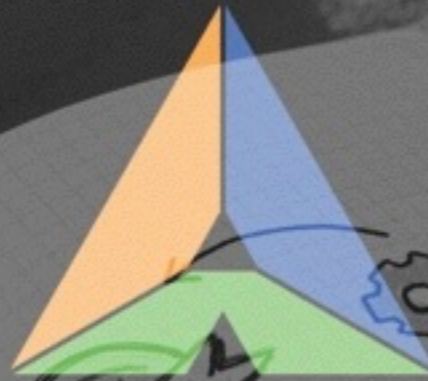
For more than 18 years, we've worked with highly recognized brands and **connected their products and services to their customers through seamless online and offline experiences.**

WHAT WE DO

Our focus is to help clients better engage with their customers in an authentic and relevant way, while adding value to their business and future marketing objectives.

We leverage a unique blend of brand strategy, creative design, social media, search marketing, technology, and live experiences to **reach new customers, track their journey, segment the data, and convert them to advocates.**

SERVICES



OUR SERVICES

Brand Strategy

- Brand Identity Development
- Brand Positioning Development
- Consumer Exploratory Research
- Customer Prospecting
- Ethnographic Research
- Ideation Workshops
- Product & Concept Testing
- Product Launches
- Quantitative & Qualitative Research
- Target & Opportunity Identification
- Usability Testing

Experiential

- Event Marketing
- Grassroots Marketing
- Product Sampling & Placement
- Sponsorship Activation
- Street Teams
- Celebrity Meet & Greets
- Grand Openings & Product Launches
- Fashion Shows
- Concerts & Live Engagements
- Corporate, Social & Charitable Events
- Workshops & Networking

Technology

- E-commerce
- Digital Strategy
- User Experience (UX)
- Information Architecture (IA)
- Web Design & Development
- Content Management Systems (CMS)
- Customer Relationship Management (CRM)
- Mobile Design & Development
- Custom Software Development
- Big Data Storage & Optimization
- Cloud Services Infrastructure, Platform & Apps

Creative & Design

- Art Direction
- Brand & Program Identity
- Content Creation
- Experiential Events
- Graphic Design
- Integrated Campaign Ideation
- Printing & Packaging
- Strategy & Planning
- Digital Ads

Social Media

- Content Development
- Customized Social Media Measurement
- Influencer Outreach & Activation
- Lead Capturing
- Paid Social Media Planning & Buying
- Social Listening, Insights & Audits
- Social Media Marketing
- Social Strategy

Search Marketing

- Analytics
- Automation
- Content Marketing
- Organic - Search Engine Optimization (SEO)
- Paid Search - Search Engine Marketing (SEM)
- Performance Marketing

EXPERIENTIAL SERVICES

We create comprehensive live experiences to enhance and deepen the connection between our clients and their customers. Our experiential services also include:

Planning & Production

- Event Concept Creation
- Event Budget Development
- Brand Strategy
- Production Management
- Sound & Lighting Design
- Run-of-Show Schedule
- Risk Management
- Logistics & Permitting
- Security
- Gift Bags & Premiums
- Photo & Video Production
- Invitation Design
- Direct Mailing

Creative

- Environmental Design & Production
- Event Brand Messaging
- Collateral Design
- Copywriting
- Web/Microsite Development
- Social Media Campaign Dev
- Graphic Design

Staffing, Talent, Vendor & Sponsorship Acquisition

- Staff Sourcing & Interviewing
- Staff Hiring & Training
- Day-of Management
- Position Identification
- Talent Negotiations
- Vendor Partnership Negotiations
- Hospitality Services
- Sponsorship Acquisition
- Sponsorship Activation
- Sponsorship Platform Dev
- Sponsorship Negotiations

Marketing & Measurements

- Online Promotions
- Email Marketing
- Interactive Event Technology
- Press Release Creation & Distribution
- Photo & Video Documentation
- Customer Insights
- Recap & Event Feedback
- Reporting

OUR APPROACH

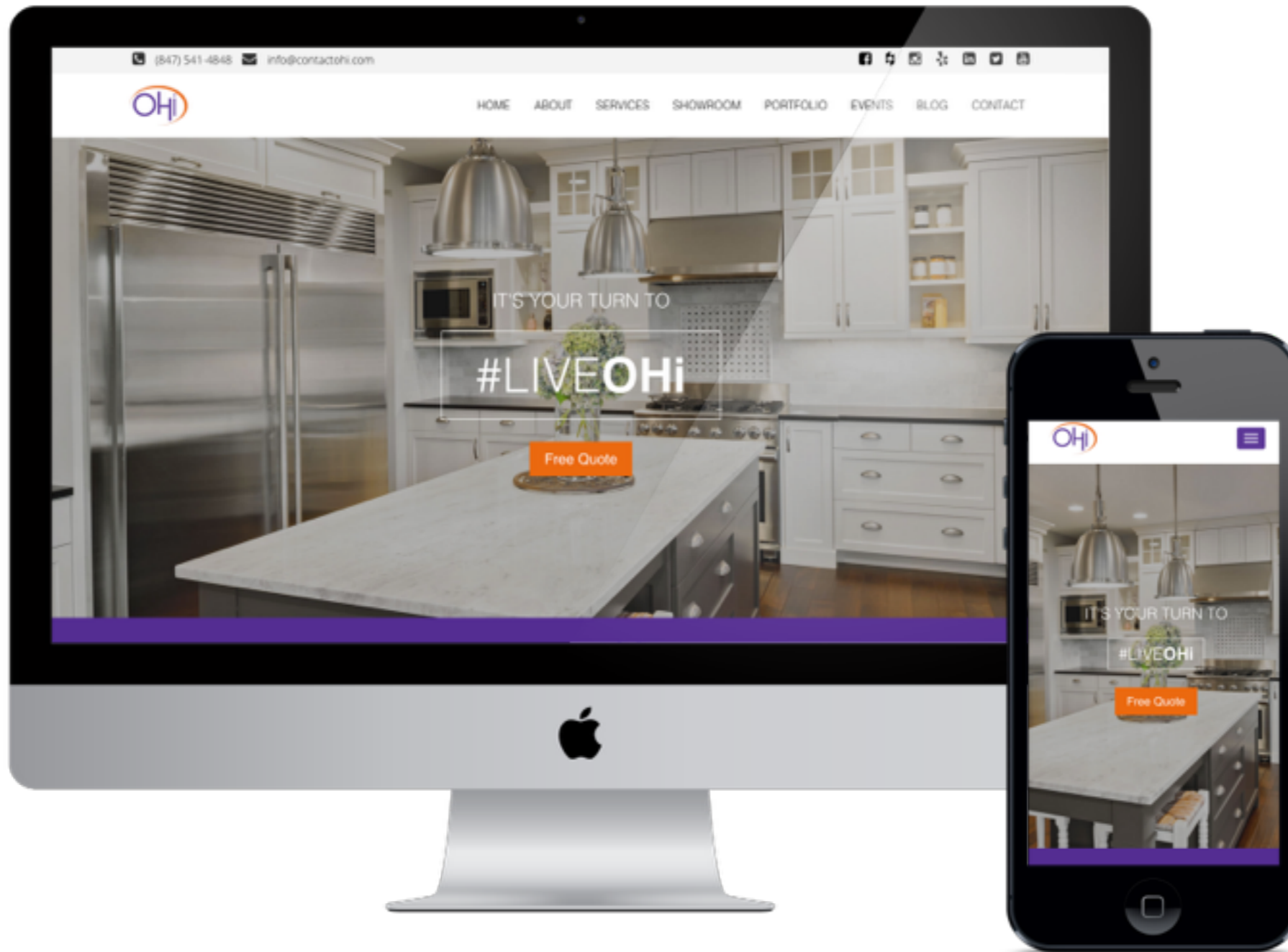
We apply our expertise in four focus areas and across twelve core disciplines:

Discovery	Strategy	Production	Distribution
Research	Ideation	Design	Digital
Insight	Planning	Content	Social
Analysis	Measurement	Platform	Experiential



WORK

OUR WORK



OHi - Multifaceted Digital & Physical Marketing Campaign

Art Direction // Content Creation & Ideation (Photo, Video, Copy) // EDDM // Magazine Ad Designs // Billboard Design // Website Design & Development // Google AdWords Management // Social Media Marketing and Management (including Ad Spend) // Analytics Management // Customer Segmentation // Email Newsletter Creation & Management // Custom Service Integrations // Trade Show Signage Design & Print Collateral // SEO

OUR WORK



Play Hard Hoops - Online Marketing Campaign

Photo & Video Content Creation // Art Direction // Commercial Scripting & Voiceover
Mobile-Responsive Microsite Design & Development // Lead Capturing
Hyper-Local Targeted Social Ad Spend (Deployment & Management)

OUR WORK



Spin-Digger - Custom Packaging + E-commerce Website

Product Packaging Design & Printing // Mobile-Responsive Website Design & Development w/ E-commerce
Functionality // Content Creation (Including Copy, Photos, and Videos)
CRM Development w/ Customer Interaction Tracking

OUR WORK



LF Juice - Action-Based Marketing Campaign

Customized Mobile Digital-Scratch Off Creation // Customer Data Capture w/ Segmentation Mobile-Responsive Landing Page Design & Development // Social Media Marketing w/ Hyper-Local Targeted Social Ad Spend // Content Creation (Photo, Video & Design) // Performance Measuring & Optimization

OUR WORK



Acquaviva Winery - Multifaceted Digital Marketing Campaign

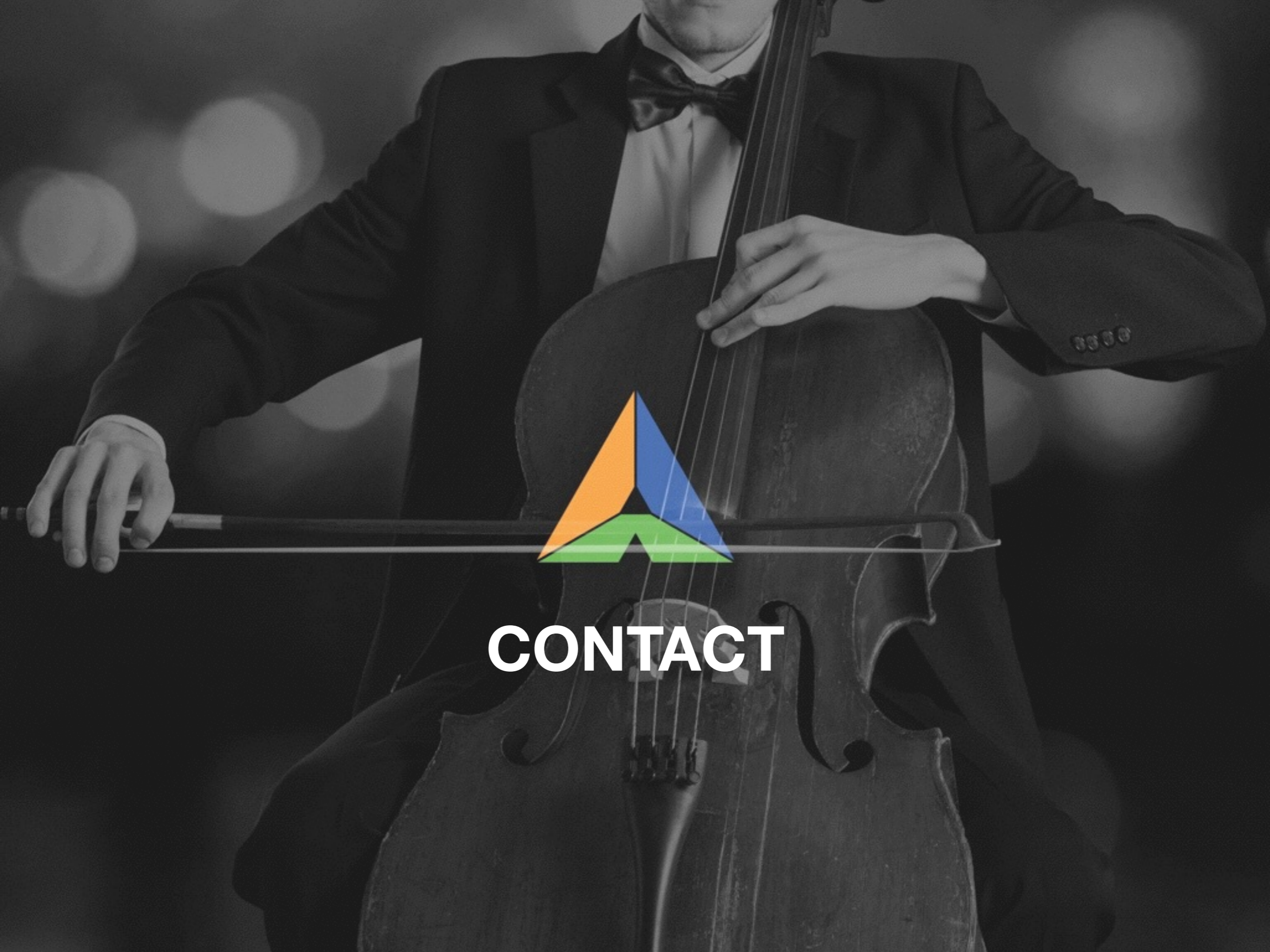
Drone Video Capture // Photography // Graphic Design // Wine Label Printing // Online Brand Awareness
Strategy // Customer Segmentation // Mobile-Responsive Landing Page Design & Development
Paid Ad Spend Management (including Audience Targeting)



CLIENTS

OUR CLIENTS





CONTACT

Ready to get started?

Click [here](#) to schedule a call.

Main Office

1165 N. Clark St., 7th Floor
Chicago, IL 60610
(312) 883-9800 x175

Corporate Headquarters

1066 National Parkway
Schaumburg, IL 60173
(847) 885-1800 x175

Alliance Creative Group

info@ACGemail.com

AllianceCreativeGroup.com





CONNECTING PRODUCTS TO CUSTOMERS

AllianceCreativeGroup.com



OVERVIEW DECK • Q3 2016



A NEW KIND OF SOFTWARE FOR THE AGE OF THE CUSTOMER



PEOPLEVINE PROVIDES OVER 60 EXPERIENCES, READY OUT OF THE BOX, TO ENGAGE WITH YOUR CUSTOMER. WE PROVIDE THE TOOLS, REPORTS, MY ACCOUNT, API AND DATA TO SUPPORT YOUR BUSINESS AT EVERY TOUCHPOINT.

A SINGLE PLATFORM FOR MARKETING, SALES AND OPERATIONS, PEOPLEVINE GIVES YOU THE TOOLS TO ENGAGE WITH YOUR CUSTOMER IN REAL TIME, WHILE BUILDING RICH PROFILES FOR TARGETED MARKETING.

PEOPLE

Connect to, learn about, and build better relationships with your customers via PeopleVine CRM. Track all your interactions in one dashboard and engage further without ever leaving the platform.



**BUILD STRONGER
RELATIONSHIPS**

CONNECT

Communicating with your customers is the most impactful way to build a connection. PeopleVine gives you the tools to build more touch points with your audience both online and in person.



EMAIL TO SEGMENTED AUDIENCES



COMMUNICATE THROUGH TEXT MESSAGING



SETUP AUTO REPLIES



POST TO SOCIAL



TRACK BRAND REACH ON SOCIAL

ENGAGE

Engaging your customer in an informed way creates loyalty. PeopleVine gives you the tools to capture demographic, behavioral and transactional data, allowing you to identify your most engaged and loyal customers. This provides insights that lead to even more personalized engagement.



**BUILD WEBSITES &
LANDING PAGES**



**CAPTURE DATA WITH
ONLINE FORMS**



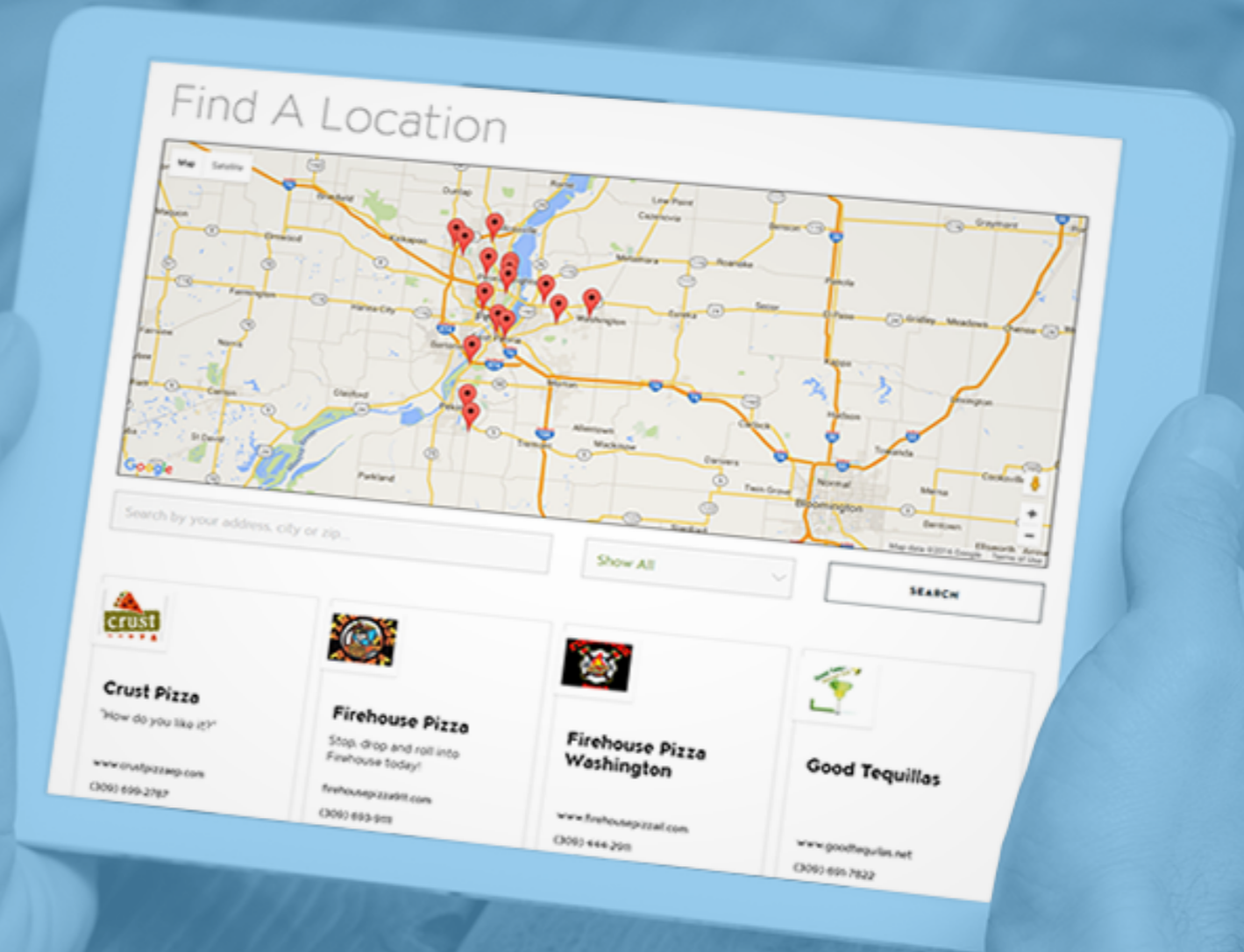
**GET REVIEWS &
FEEDBACK**



**ENGAGE THROUGH
CONTESTS**

TRANSACTION

Transacting with your customer effortlessly, creates a better experience and increases value. PeopleVine enables you to manage revenue generating aspects of your business or program.



LAUNCH E-COMMERCE



SELL TICKETS &
MANAGE EVENTS



SCHEDULE APPOINTMENTS
& BOOK RESERVATIONS



PRODUCT LOCATOR &
MEMBER DIRECTORY



MANAGE
RECURRING BILLING

REWARD

Rewarding is key to building a loving relationship between you and your customers. PeopleVine helps you reward in more ways than any other platform. Leverage our loyalty and rewards component to encourage your customers to engage further with your brand. Then send them an offer as they achieve their goals.



**REWARD & LOYALTY
PROGRAMS**



**MANAGE ONLINE
MEMBER REGISTRATIONS**



**REWARD WITH
SPECIAL OFFERS**



CASE STUDY

POWERING MEMBER EXPERIENCES

1871 chose PeopleVine to improve and simplify their member's experience with booking rooms, events, workshops, the member directory and more.

FEATURES LEVERAGED:

API
APPOINTMENTS
CAMPAIGNS
CONTENT PAGES
CRM
DIRECTORY
EMAIL, SMS, AND SOCIAL
EVENTS & TICKETING
MEMBERSHIPS
ONLINE FORMS
RECURRING BILLING



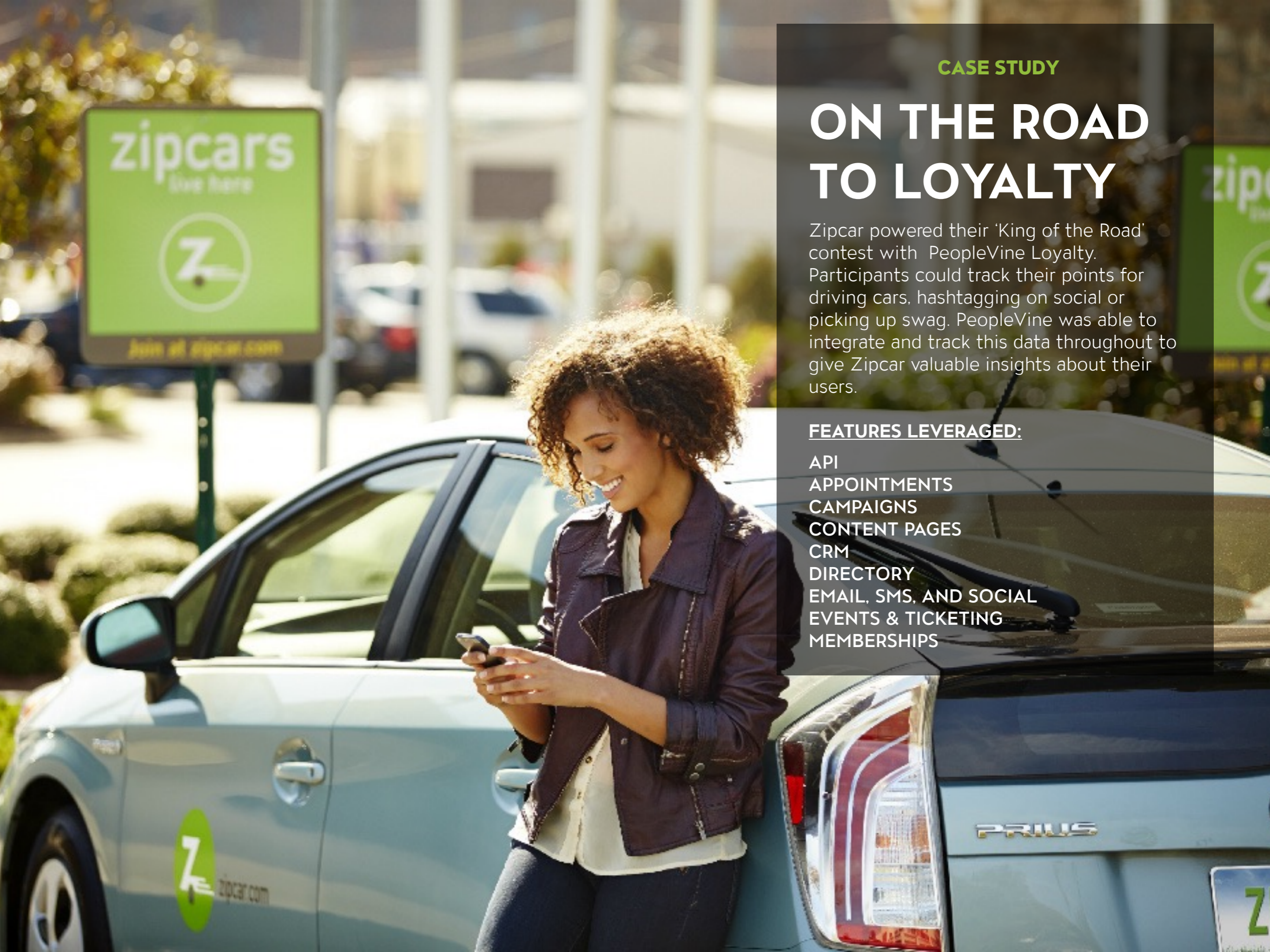
CASE STUDY

ON THE ROAD TO LOYALTY

Zipcar powered their 'King of the Road' contest with PeopleVine Loyalty. Participants could track their points for driving cars, hashtagging on social or picking up swag. PeopleVine was able to integrate and track this data throughout to give Zipcar valuable insights about their users.

FEATURES LEVERAGED:

- API
- APPOINTMENTS
- CAMPAIGNS
- CONTENT PAGES
- CRM
- DIRECTORY
- EMAIL, SMS, AND SOCIAL
- EVENTS & TICKETING
- MEMBERSHIPS





CASE STUDY

GOING DEEPER THAN DEEP DISH

Rosati's Pizza leverage PeopleVine's Scratch-Off contest to learn more about their customers. They gave away prizes from free pizza to Chicago Cubs tickets to even a trip to Naples, Italy just for playing, and ensured that everyone got an offer to redeem at their local Rosati's Pizza.

FEATURES LEVERAGED:

CONTESTS
CRM
DIGITAL OFFERS
ONLINE FORMS

READY TO GET STARTED?

CONTACT US

TEL: (312) 957-7737

EMAIL: INFO@PEOPLEVINE.COM

WWW.PEOPLEVINE.COM

 **PeopleVine**



STEVEN ST. LOUIS

C.E.O and Chairman of the Board

Mr. St. Louis began his career in 1990 as a Navy Corpsman in the United States Marine Corps infantry. He was part of an elite amphibious recon unit and served in Operation Desert Storm / Desert Shield. Mr. St. Louis received the Kuwait Freedom Medal, a Combat Action Ribbon, and 12 commendations for his service. Following his career in the United States military, Mr. St. Louis attended Illinois State University from 1994 to 1997. He started St. Louis Packaging in 1997 and was the President of St. Louis Packaging, Inc. and STL Graphics Group. He is currently the C.E.O and Chairman of the Board for the Alliance Creative Group.

PAUL SORKIN

C.O.O. and General Counsel

Mr. Sorkin is the C.O.O. and General Counsel for the Alliance Creative Group. He was the prior C.E.O and General Counsel for the Alliance Creative Group/Invicta Group from June 2008 until December of 2011. From 2005 to 2008, Mr. Sorkin served as CEO and General Counsel at Image Worldwide/Nationwide where he was also the publisher of IMAGE magazine, from 1996 to 2004, Mr. Sorkin served as Chief Operating Officer and General Counsel at S & B Collectibles where he supported the company's growth from about 5 employees to over 250 employees and from about \$1M in gross revenue to over \$100M in gross revenue and was involved with releasing new products on TV, in retail distribution and online. Mr. Sorkin holds a B.A. degree from the University of Illinois and a J.D. degree from Chicago Kent College of Law.

KEVIN PIEMONTE

Sr. Vice President

Mr. Piemonte has more than 15 years of successful sales experience. He worked for one of the largest packaging master distributors in North America, producing over \$5M in sales in Illinois alone. He leveraged his industry experience and proven account management skills to open and expand the distributor's base of national accounts. In 2002, he joined St. Louis Packaging, Inc. (DBA of the Alliance Creative Group), and his expertise has more than doubled sales.

GREG KARDASZ

Sr. Vice President

Greg Kardasz is Senior Vice President of ACG's Print Division. Prior to his current position Mr. Kardasz has more than 25 years of broad technical knowledge combined with a strong background in print manufacturing operations & implementing ISO quality management systems. His track record of successfully being a lead pressman, managing day to day print operations has been a proven asset for the growth of our print division. Mr. Kardasz is a main driver in the strategic planning, execution and development of products for ACG's print division. His extensive experience in the industry has enabled the ACG to offer the best solution at a very competitive price for our client's. Greg's overall responsibility for the profitability and revenue growth for the division, includes all sales, marketing, service and delivery.

TRAVIS TAPLIN

Director of Operations/Controller

Travis Comes to us with over 20 years of accounting experience, with a majority of his experience coming from the manufacturing arena. As the Controller and Director of Operations for Alliance Creative Group, Travis tracks the day to day activities of the three current divisions as well as Human Resource responsibilities for all locations. He is also currently on the management team helping with the implementation of the new Trucking division.

Prior to joining us, Travis did some consulting and was also the CFO for a holding company that had a presence in the Manufacturing, Service, and Real Estate industries for about 7 years. In addition to managing the accounting and finance areas, he was also the acting Human Resources director, and handled personal financial matters for the owners of the holding company. Prior to joining the holding company he had many years of accounting experience in other manufacturing areas such as Aerospace, Automotive, Precision Machining, Plastic Injection Molding, Printing and various assembly operations as well. Travis is also a veteran and served in the United States Navy from 1989-1993.

STEVE TAUCHER

Production Manager

Stephen began his career in direct mail when he should have been enjoying summer and holiday breaks during school. Who knew all that time on the mail shop floor would turn into a career? Fifteen years later, Stephen extended those summer vacations into a successful career in production, management, customer service, and sales in the direct mail industry. As the years passed on Stephen was made a partner and eventually became soul owner. After selling his company 2006, Stephen began selling direct mail packages from conception through delivery. Today, he leverages all of that experience as a Production Manager creating solutions for clients at ACG.

JORDAN GILMAN

“Mr. Gilman is the President and Chief Software Architect of the PeopleVine division of Alliance Creative Group, a platform that he originally founded. He brings over 20 years of experience as a software architect and programmer where 7 of those years were spent at Whirlpool Corporation in a variety of capacities; most recently as the Principal Design Lead for rolling out Whirlpool’s eCommerce throughout the globe.

He has helped many Fortune 500 companies deliver engaging and interactive experiences for their consumers in addition to helping Whirlpool launch several B2B sales channels online. Mr. Gilman has managed project budgets in upwards of \$50,000,000 along with teams across 4 continents totaling 150+ team members. Although his forte is in eCommerce, Mr. Gilman has a wide capacity of knowledge in CRM, Marketing and Consumer Engagement which have helped him build the PeopleVine platform from the ground up. He holds a Bachelor of Science from Indiana University focusing on Information Systems and Computer Science.”

Item 10: The nature and Extent of the Issuer's Facilities

The business is based in Chicago, Illinois and operates their main office located at 1066 National Parkway, Schaumburg, IL, 60173. The Company moved into their current office space July 1, 2012, which is approximately 13,000 square feet. The Company paid \$6,100 per month until July 2013. The rent then increased \$100 per month per year to a maximum rate of \$6,500 during the 5th year of the lease. The current lease ends April 30, 2017. The Company has re-signed a 3 year extension (May 1, 2017 to April 30, 2020) with a couple out clauses. The new lease starts at \$6,863 a month and ends at \$7,147 a month. The Company is still evaluating its options for buying a building in the future with office space, warehouse and room for the trucking business but this will be pushed back until 2018 or 2019. No decision has been made yet.

Due to the acquisition of PeopleVine the Company is now a member of 1871, located in the Merchandise Mart at 222 W. Merchandise Mart, Chicago, IL, which is an entrepreneurial hub for digital start-ups. The membership fee is \$300 a month and includes some co-working space and many shared resources, events and seminars to help network and grow your business. This membership is month to month. As of August 2015 we reduced our membership package to \$200 a month. As of March 2016, due to the new agreement for PeopleVine to become the main software platform to power 1871, the company office space will be expanded and the rent and membership will be free. As of this report PeopleVine still has its offices in 1871 with free rent.

As of March 16, 2015, the Company has also rented some office space in 1165 N. Clark St. (Near downtown Chicago in the Gold Coast area) (in another shared work community space) for \$1,400 a month (on a month to month basis) to help build out the technology based creative and digital engagement services for both Alliance and PeopleVine.

As of May 1, 2015, the Company expanded the office space In 1165 N. Clark St. for an additional \$1,200 a month (on a month to month basis) to handle the growing team for the creative and digital services projects and opportunities.

As of October 1, 2015, the Company has expanded the office space in 1165 N. Clark St. for an additional \$1,200 a month (on a month to month basis) to handle the growing team for the PeopleVine and the creative and digital services projects and opportunities.

As of March 31, 2016, the Company reduced the office space in 1165 to \$2,400 total a month and will move some of the employees to 1871. As of August 1, 2016 the Company moved more employees over to the office located in 1871 and has reduced the rent at 1165 N. Clark street to \$350 a month.

As of September 30, 2016, Besides the Schaumburg lease, The Company is paying \$1,200 a month to Assemble at 1165 N. Clark St and has space in a barter deal with 1871 for PeopleVine.

As of December 31, 2016, The office space and price at 1165 N. Clark St is the same.

Part D Management Structure and Financial Information

Item 11: The name of the chief executive officer, members of the board of directors, as well as control persons

A. Officers and Directors

1. Steven St. Louis – Chief Executive Officer and Chairman of the Board of the Directors
2. 1066 National Parkway, Schaumburg, IL. 60173

Steven St. Louis mini bio:

Mr. St. Louis has been the CEO and Chairman of the Board for the Alliance Creative Group, Inc, since December 21, 2011. Prior to becoming CEO Mr. St, Louis was the President of the STL Brands for the Alliance Creative Group. Mr. St. Louis started St. Louis Packaging in 1997. Mr. St. Louis served as a Navy Corpsman in the USMC infantry from January 1990 through February 1993. Steve was in the USMC Scout Swimmer, an elite amphibious recon unit. He served in Operation Desert Storm / Desert Shield, assigned to Task Force Grizzly. Mr. St. Louis received the Kuwait Freedom Medal, Combat Action Ribbon and 12 commendations for his service. Mr. St. Louis attended Illinois State University from 1994 to 1997. Mr. St. Louis is currently the CEO and Chairman of the board of Alliance Creative Group, Inc.

4. Board Memberships includes only Steve St. Louis
5. Steven St. Louis' pay compensation from the company for 2016 was \$210,213
6. Steven St. Louis owns all of the 4,000,000 issued and outstanding preferred stock of Alliance Creative Group, Inc. and 100,000,000 Restricted Common Shares.
As of December 31, 2016 the above owned stock controlled around 74.5% of the total voting rights of Alliance Creative Group, Inc.

B. Legal/Disciplinary History

None of the foregoing persons have, in the last five years, been the subject of:

1. A conviction in a criminal proceeding or named as a defendant in a pending criminal proceeding (excluding traffic violations and other minor offenses);
2. The entry of an order, judgment, or decree, not subsequently reversed, suspended or vacated, by a court of competent jurisdiction that permanently or temporarily enjoined, barred, suspended or otherwise limited such person's involvement in any type of business, securities, commodities, or banking activities;

3. A finding or judgment by a court of competent jurisdiction (in a civil action), the Securities and Exchange Commission, the Commodity Futures Trading Commission, or a state securities regulator of a violation of federal or state securities or commodities law, which finding or judgment has not been reversed, suspended, or vacated; or
4. The entry of an order by a self-regulatory organization that permanently or temporarily barred, suspended or otherwise limited such person's involvement in any type of business or securities activities.

C. Disclosure of Family Relationships

No family relative owns or controls more than 9.9% of the common stock

D. Disclosure of Conflicts of Interest

None

Item 12: Financial information for the issuer's most recent Quarter

The financial statements ending December 31, 2016 are posted on www.OTCmarkets.com the Pink Sheets website and incorporated in this disclosure statement by reference.

The information includes:

Balance sheets

Statements of Income

Statements of cash flows

And

Shareholder Equity Statement

Revenues for the year ending December 31, 2016 (2016) were \$11,274,185 compared with \$11,530,239 for the year ending December 31, 2015 (2015).

Gross Profits for the year (2016) was \$2,943,043 compared to \$2,576,033 for (2015)

Net Incomes were \$(345,732) for (2016) compared to \$(126,489)for (2015).

The total assets of the Alliance Creative Group as of 12/30/16 were \$5,921,738.

The total outstanding common shares as of December 31, 2016 were 1,093,961,054 with 963,640,079 of those shares in the float.

NOTE: The loss for the year was due to some start up costs for the new Trucking companies, some inventory adjustments, bad debt write offs, and other misc. That are one time expenses and not part of the normal day to day business operations.

See detailed Financial Statement for December 31, 2016 on the following pages

Alliance Creative Group, Inc.
Financial Statements
For the Quarter Ended
December 31, 2016

Nosek & Associates
Certified Public Accountants

*Westbrook Corporate Center
Tower One, Suite 300
Westchester, IL. 60154
(708) 231-4477
(708) 888-291-7318 fax
nosekcpa@msn.com*

To the Board of Directors:

March 17, 2017

Alliance Creative Group, Inc.
1066 National Parkway
Schaumburg, IL. 60173

We have compiled the accompanying consolidated balance sheet of Alliance Creative Group Inc. as of December 31, 2016, and the related statements of income, retained earnings, and cash flows for the period then ended (and supplementary information), in accordance with Statements on Standards for Accounting and Review Services issued by the American Institute of Certified Public Accountants.

A compilation is limited to presenting information that is the representation of management in the form of financial statements (and supplementary information). We have not audited or reviewed the accompanying financial statements (and supplementary information) and, accordingly, do not express an opinion or any other form of assurance on them.

Nosek & Associates

Nosek & Associates
Certified Public Accountants

Alliance Creative Group, Inc.
Consolidated Statement of Assets, Liabilities and Retained
Earnings
As of December 31, 2016

	<u>Total</u>
ASSETS	
Current Assets	
Bank Accounts	\$ 61,231
Accounts Receivable	1,729,869
Other Current Assets	
Inventory	1,452,463
Loans and Notes Receivables	205,608
Investment	612,000
Total Other Current Assets	<u>2,270,071</u>
Total Current Assets	4,061,171
Fixed Assets	
Furniture & Fixtures	38,703
Autos	570,546
Leasehold Improvements	53,744
Machinery & Equipment	66,766
Accumulated Depreciation	<u>(435,250)</u>
Total Fixed Assets	294,508
Other Assets	
Note Receivable	60,000
Interest Receivable on Notes	16,529
Prepaid Expenses	110,980
Security Deposits	18,563
Deferred Tax Asset	28,234
Organizational Costs	82,500
Goodwill	<u>1,249,252</u>
Total Other Assets	1,566,058
TOTAL ASSETS	<u>\$ 5,921,738</u>

Alliance Creative Group, Inc.
Consolidated Statement of Assets, Liabilities and Retained
Earnings
As of December 31, 2016

	<u>Total</u>
LIABILITIES AND EQUITY	
Liabilities	
Current Liabilities	
Accounts Payable	1,821,486
Line of Credit - U.S.Bank	888,714
Accrued Expenses	69,980
Total Current Liabilities	<u>2,780,181</u>
Long Term Liabilities	
Note Payable - Golden State debenture	128,112
Note Payable - Auto Loans	49,655
Note Payable - STLK Notes	165,000
Convertible Notes	243,763
Total Long Term Liabilities	<u>586,530</u>
Total Liabilities	\$ 3,366,711
Equity	
Retained Earnings	(8,800,909)
Additional Paid in Capital	10,238,333
Common Stock	1,093,961
Preferred Stock	369,375
Net Income	(345,732)
Total Equity	<u>\$ 2,555,028</u>
TOTAL LIABILITIES AND EQUITY	<u>\$ 5,921,738</u>

Shares Outstanding 1,093,961,054

Alliance Creative Group, Inc.
 Consolidated Statement of Income and Loss
 for the 12 months ended December 31, 2016

	For the quarter ending 12/31/2016	Year-to-Date 12/31/2016
<u>Income</u>		
Revenue	\$ 3,356,801	\$ 11,274,185
Cost of Goods Sold	\$ 2,264,449	\$ 8,331,143
Gross Profit	1,092,352	\$ 2,943,043
Operating Expenses	\$ 1,145,576	\$ 3,118,135
Net Income from Operations	(53,224)	(175,092)
Taxes/Uncollected A/R/Inventory Adjustments	\$ (147,077)	\$ (170,640)
Prior Period Adjustment	\$ -	\$ -
Net Income	<u>(200,301)</u>	<u>(345,732)</u>

Alliance Creative Group, Inc.
Consolidated Statement of Cash Flows
for the 12 months ended December 31, 2016

	<u>Total</u>
OPERATING ACTIVITIES	
Net Income	\$ (345,732)
Adjustments to reconcile Net Income to Net Cash provided by operations:	
Increase/Decrease in Accounts Receivable	(375,266)
Increase/Decrease in Inventory	(142,889)
Increase/Decrease Prepaid Expenses	(110,980)
Increase/Decrease in Accounts Payable	907,927
Increase/Decrease in Accrued Expenses	69,769
Increase/Decrease in Investments	22,000
Increase/Decrease in Other Current Liabilities	(194,187)
Net cash provided by operating activities	<u>(169,358)</u>
INVESTING ACTIVITIES	
Increase/Decrease in Buildings	-
Increase/Decrease in Leasehold Improvements	-
Increase/Decrease Furniture & Fixtures	248
Increase/Decrease Mach. & Equip	-
Increase/Decrease in Goodwill	-
Increase/Decrease in Organizational Costs	-
Increase/Decrease Security Deposits	-
Net cash provided by investing activities	<u>248</u>
FINANCING ACTIVITIES	
Increase/Decrease in Notes Payable	19,784
Increase/Decrease in Mortgage Payable	-
Change in Capital Surplus	(8,106)
Change in Common Stock	95,000
Change in Preferred Stock	(22,625)
Net cash provided by financing activities	<u>84,053</u>
Net cash increase for period	<u>(85,057)</u>
Cash at beginning of the Period	<u>146,288</u>
Cash at end of period	<u>\$ 61,231</u>

ALLIANCE CREATIVE GROUP, INC
 (FKA INVICTA GROUP, INC)
STATEMENT OF STOCKHOLDER EQUITY
 for the 12 months ended December 31, 2016

	<u>COMMON STOCK</u>		<u>PREFERRED STOCK</u>		<u>Paid in</u> <u>Capital</u>	<u>Accumulated</u> <u>Deficit</u>	<u>TOTAL</u>
	<u>Shares</u>	<u>Amount</u>	<u>Shares</u>	<u>Amount</u>			
Balance - September 30, 2016	998,961,054	\$ 998,961.05	4,392,000	\$ 392,000.00	\$ 10,238,333.00	\$ -	\$ 11,629,294.05
Sales	-	\$ -	-	\$ -	-	-	\$ -
Issues for Services - Restricted	30,000,000	\$ 30,000.00	-	\$ -	-	-	\$ -
Note Conversions	65,000,000	\$ 65,000.00	-	\$ -	\$ -	\$ -	\$ -
Balance - December 31, 2016	1,093,961,054	\$ 1,093,961	36,937,500	\$ 369,375.00	\$ 10,238,333.00	\$ -	\$ 11,701,669.05

See Accountant's Compilation Report
 Page 5

Summary of Significant Accounting Policies

This summary of significant accounting policies of the Company is presented to assist in understanding the Company's financial statements.

Accounting Methods

These accounting policies conform to generally accepted accounting principles and have been applied in the preparation of the financial statements. The books and records of the Company are maintained on the accrual basis of accounting for financial statements and tax reporting purposes.

Cash and Cash Equivalents

For purposes of reporting within the statement of cash flows, the Company considers all cash on hand, cash accounts not subject to withdrawal restrictions or penalties, and all highly liquid debt instruments purchased with a maturity of three months or less to be cash and cash equivalents.

Revenue Recognition

Revenue from sales of products is recognized at the time the order is processed and collection is reasonably assured.

Item 13: Similar financial information for such part of the two preceding fiscal years as the issuer or its predecessor has been in existence

Posted on OTC markets

Item 14: Beneficial Owners

There are no shareholders known to the Company who beneficially own more than ten percent (10%) of any class of the Company's Common or Preferred Stock besides Steven St. Louis who owns 100% of the Preferred stock.

Item 15: The name, address, telephone number, and email address of each of the following outside providers that advise the issuer on matters relating to the operations, business development and disclosure

Counsel – Law offices of William M. Aul, Esq.
7676 Hazard Center Dr Ste 500
San Diego, CA. 92108
619-497-2555

Accountant – Nosek & Associates Certified Public Accountants
Westbrook Corporate Center
Tower One, Suite 300
Westchester, IL. 60154
708-231-4477

Item 16: Management's Discussion and Analysis or Plan of Operation

A. Plan of Operation for the next 12 months

It is anticipated that the following will take place:

The Company will continue to service and maintain its' current clients while actively marketing to find new clients. The Company will market its services in print, online and at events, along with all social media and word of mouth networking and marketing. The key to having multiple products and services is to be able to offer a Company any one service in hopes of getting a client started using one of the company's services and then introduce some or all of the other services at a discount once they have developed a comfort level with the company and the overall quality of the products and services.

We will also continue to seek out strategic partnerships and acquisitions that will support and enhance our product and service offerings and brands. We may seek additional funding sources to support some additional needs to expand our sales and marketing team while carrying more inventory and accounts receivables and acquiring some companies as the company grows.

Moving forward the company hopes to continue to close other M&A or Investment opportunities and enter into or expand with some more exciting and expandable Industries with products or services that have the potential for larger growth and future shareholder value.

Trends driving our business model

The overall trend in creative packaging and digital engagement including: printing, packaging, product development, procurement, supply chain management, customer engagement, marketing and consulting is to use fewer companies for more services so the client can limit the number of project teams and employees that are required to fulfill their needs. Our economy of scales shared resources approach and experienced team allows us to help our clients reduce their overall expenses by allowing us to service them in more than one area of their business. We are also printing more in-house and may continue to head in that direction if positive results continue. If we are able to bring enough business in-house we may look into expanding and enhancing our in-house machines and equipment. These trends are similar with trucking and software as well.

B. Management's Discussion and Analysis of Financial Condition and Results of Operations

Mr. Sorkin was elected the new CEO on June 23, 2008.

As of December 31, 2008

The Company had \$528,331.72 in total annual revenue

With a Net Loss of (\$2,567,855.35)

(Mainly because of a \$2,000,000 Asset Impairment Charge)

As of December 31, 2009

The Company had \$2,695,877 in total annual revenue

With a Net Loss of (\$63,801)

As of December 31, 2010

The Company had \$11,393,213 in total annual revenue
With a Net Profit of \$805,632

For 2011 there were some material changes due to the dissolutions of the Water Tower Surgery Center Joint Venture Agreement and the Chicago Affordable Cars joint venture agreement which account for approximately 45% of the overall revenue and approximately 25% of the net Profit in 2010.

Mr. St. Louis was elected the new CEO on December 21, 2011

After the dissolution of some joint ventures the core printing, packaging and marketing company divisions increased in revenue and percentage of both gross and net income.

For the calendar year of 2011 the Company had \$9,095,127 in total revenues, \$2,376,729 in Gross profits and \$785,231 in Net Income for 2011.

For the calendar year of 2012 the Company had \$10,558,192 in total revenues, \$3,019,544 in Gross Profits and \$797,065 in Net Income for 2012.

For the calendar 1st quarter of 2013 ending March 31, 2013 the Company had \$2,457,105 in total quarterly revenues, \$683,515 in Gross profits and \$97,043 in Net Income for Q1 2013.

For the calendar 2nd quarter of 2013 ending June 30, 2013 the Company had \$2,389,637 in total quarterly revenues, \$496,769 in Gross profits and a loss of \$74,850 for Net Income for Q2 2013

For the calendar 3rd quarter of 2013 ending September 30, 2013 the Company had \$2,656,880 in total quarterly revenues, \$689,488 in Gross profits and a Net Income of \$54,062 for Q3 2013

For the calendar 4th quarter of 2013 ending December 31, 2013 the Company had \$3,266,312 in total quarterly revenues, \$843,112 in Gross profits and a Net Income of \$208,356 for Q4 2013

For the calendar year of 2013 the Company had \$10,769,757 in total revenues, \$2,684,915 in Gross Profits and \$266,137 in Net Income for 2013

For the calendar 1st quarter of 2014 ending March 31, 2014 the Company had \$3,299,009 in total quarterly revenues, \$890,474 in Gross profits and a Net Income of \$326,796 for Q1 2014

For the calendar 2nd quarter of 2014 ending June 30, 2014 the Company had \$3,010,170 in total quarterly revenues, \$753,317 in Gross profits and a Net Income of \$40,165 for Q2 2014

For the calendar 3rd quarter of 2014 ending September 30, 2014 the Company had \$2,812,216 in total quarterly revenues, \$724,690 in Gross profits and a Net Income of \$13,651 for Q3 2014

For the calendar 4th quarter of 2014 ending December 31, 2014 the Company had \$3,015,561 in total quarterly revenues, \$689,189 in Gross profits and a Net Income of \$50,909 for Q4 2014 prior to taxes, uncollected accounts receivables and inventory adjustments for year-end.

For the calendar year of 2014 the Company had \$12,130,151 in total revenues, \$2,881,096 in Gross Profits and \$411,099 in Net Income for 2014 prior to taxes, uncollected accounts receivables and inventory adjustments for year-end.

For the calendar 1st quarter of 2015 ending March 31, 2015 the Company had \$3,058,662 in total quarterly revenues, \$762,672 in Gross profits and a Net Income of \$112,222 for Q1 2015.

For the calendar 2nd quarter of 2015 ending June 30, 2015 the Company had \$2,856,325 in total quarterly revenues, \$655,519 in Gross profits and a Net Income of (\$56,498) for Q2 2015.

For the calendar 3rd quarter of 2015 ending september 30, 2015 the Company had \$3,042,116 in total quarterly revenues, \$658,873 in Gross profits and a Net Income of (\$67,401) for Q3 2015.

For the calendar 4th quarter of 2015 ending December 31, 2015 the Company had \$2,586,796 in total quarterly revenues, \$521,653 in Gross profits and a Net Income of (\$90,980) for Q4 2015.

For the calendar year of 2015 the Company had \$11,530,239 in total revenues, \$2,576,033 in Gross Profits and (\$126,489) in Net Income for 2015

For the calendar 1st quarter of 2016 ending March 31, 2016 the Company had \$2,665,798 in total quarterly revenues, \$634,671 in Gross profits and a Net Income of -\$51,178 for Q1 2016.

For the calendar 2nd quarter of 2016 ending June 30, 2016 the Company had \$2,853,307 in total quarterly revenues, \$651,161 in Gross profits and a Net Income of \$15,785 for Q2 2016.

For the calendar 3rd quarter of 2016 ending September 30, 2016 the Company had \$2,345,384 in total quarterly revenues, \$570,838 in Gross profits and a Net Income of \$(55,362) for Q3 2016.

For the calendar 4th quarter of 2016 ending December 31, 2016 the Company had \$3,356,801 in total quarterly revenues, \$1,092,352 in Gross profits and a

Net Income of \$(200,301) for Q4 2016.

For the calendar year of 2016 the Company had \$11,274,185 in total revenues, \$2,943,043 in Gross Profits and (\$345,732) in Net Income for 2016

The Company is hoping for continued progress with the current products and services and is actively looking for future business opportunities and acquisitions to help increase the company's revenues, profits and shareholder value.

Item 17: List of securities offerings and shares issued for services in the past two years NONE

Item 18: Material Contracts

The Company has no other material contracts that will be required of or performed by them that are not in the normal course of business besides what has already been mentioned in this disclosure.

Item 19: Articles of Incorporation and Bylaws

Posted separately on the OTC Markets website and incorporated in this disclosure statement by reference.

Item 20: Purchase of Equity Securities by the Issuer and Affiliated Purchasers

Neither the Company nor any "Affiliated Purchasers" made any purchases of the Company's equity securities.

Item 21: Issuers Certifications

I, Steve St. Louis, certify that:

1. I have reviewed this Issuer Information and Disclosure Statement of Alliance Creative Group, Inc. formerly, Invicta Group, Inc.
2. Based on my knowledge, this disclosure statement does not contain any untrue statement of a material fact or omit to state a material fact necessary to make the statements made, in light of circumstances under which such statements were made, not misleading with respect to the period covered by this disclosure statement; and
3. Based on my knowledge, the financial statements, and other financial information included or incorporated by reference in this disclosure statement, fairly present in all material respects the financial condition, results of operations and cash flows of the issuer as of, and for, the periods presented in this disclosure statement.

Date: Information as of December 31, 2016

Name: Steve St. Louis

A handwritten signature in black ink, appearing to be 'SS' with a stylized flourish.

Title: CEO/Chairman

FORWARD LOOKING STATEMENTS

This disclosure may contain some forward-looking statements as defined by the Private Securities Litigation Reform Act of 1995. Forward-looking statements include statements concerning plan, objectives, goals, strategies, future events or performance, and underlying assumptions and other statements that are other than statements of historical facts. These statements are subject to uncertainties and risks including, but not limited to, the volatility of the market price of our common stock, our inability to predict the effects of our reverse stock split on the effect of our stock market price, our business plans, the strategies that we use to develop and evaluate opportunities, the extent of product and service demand and acceptance, changes in technology, economic conditions, the impact of competition and pricing, government regulation, and other risks described in statements filed from time to time with the Securities and Exchange Commission. All such forward-looking statements whether written or oral, and whether made by or on behalf of the Company, are expressly qualified by the cautionary statements that may accompany the forward-looking statements. In addition, the Company disclaims any obligation to update any forward-looking statements to reflect events or circumstances after the date hereof.

RISK FACTORS

Before making a decision to invest in Alliance Creative Group, Inc. (OTC:ACGX), prospective investors should consider carefully, in addition to the other information contained in all of the Company's public filings and information, the following factors. The order in which the following considerations are presented does not necessarily represent the order of importance or likelihood of occurrence.

Market Conditions and Regulations

The OTC market is a very volatile market and the Company has no control over how much or little stock is traded or at what price. The regulations may also change without any notice and the company's stock may have future issues or limitations that may be out of its control and could affect the overall stock price and trading volume.

Dilution of Common Stock

The company has issued some convertible notes in the past that may be repaid by converting into and issuing additional common shares. Many of these notes have a conversion ratio based on a discount to market. Therefore the total potential dilution may vary based on the stock price at the time of conversions. All investors must take into consideration the potential future dilution of common shares when investing in this company.

Competition

Although the printing, packaging, marketing and software industries are huge industries with a lot of opportunities there is also a significant amount of competition and there are no guarantees the company can maintain all of its clients and or gain more in the future.

Key Employees

Our company employs some key employees that manage and have good relationships with some key

accounts. If something were to happen to certain employees there are no guarantees the company would be able to keep all of their current clients. The company does maintain some key man insurance policies in an attempt to reduce this risk.

Raw Materials

Paper and plastic are examples of a raw materials that changes in value and may cause a change in the company's ability to maintain a similar profit margin in the future.

Inventory Adjustments and Potential Issues

The Company carries a large inventory for its clients, usually over \$1,000,000 at any given time on average. Some of the Inventory is not guaranteed to be sold or used and some may be lost or damaged, with some costs or expenses possibly not being covered by insurance. The Company does as much as it can to minimize this risk but due to the business model and the industries there will always be a risk related to potential Inventory issues.

Accounts Receivables

The company extends most of their client's credit terms and usually averages over \$1,500,000 in total account receivables at any one time. The company is usually in a position as an unsecured creditor and runs the risk of not being able to collect all of its receivables all the time and may have to take some losses in the future. There are currently some larger receivables that may not be collected in full. The company will continue to attempt to collect everything but there are no guarantees of success.

Potential Lawsuits

The company deals with a significant number of clients, employees, vendors and logistics people and runs the risk of potential litigations. It maintains insurance to cover most potential issues but there is no guarantee that the company will not be involved in any future lawsuits that could affect the overall value of the company in a negative way. Since the acquisition of PeopleVine there are some additional technology related risks and the Company will continue to update their insurance policies to try to cover or reduce any and all risks. With the creation of Primary Trucking the company had to update and add multiple types of insurance for the industry and acknowledge that there are some additional potential legal risks by expanding in the logistics and transportation industry. The Company is currently in litigation with Golden State Equity and the outcome is unknown and may cause some potential issues for the company if the court rules in their favor.

Significant Clients

The Company currently has a few bigger clients that represent a large % of their business. The top 10 clients may represent more than 65% of the overall business at any given time. If any one or more of

these clients change their activity level with the company it could change the company's revenues and profits significantly. The Company is always working on adding more clients and diversifying to reduce future risk however, there are no guarantees the current larger clients will continue to be clients for the long-term or if the company loses clients they can replace them with similar size clients. Sometimes clients change management, sometimes they go out of business and sometimes they just decide to make a change.

General Overall Risk Factor

Like most companies there are a lot of potential variables that can occur to cause positive or negative effects on the overall company. The Company continues to work towards reducing these risks but understands the nature of the business, the industries it is involved in and the OTC Market that there will always be some risks and all investors need to be prepared to take on those risks before investing.

The Company encourages all investors and potential investors to review this entire report and disclosure statement and to do their own due diligence to better understand their overall potential risk and/or reward before making a decision to invest.