

BIOGEN INC.

FORM 10-Q (Quarterly Report)

Filed 05/01/25 for the Period Ending 03/31/25

Address	225 BINNEY STREET CAMBRIDGE, MA, 02142
Telephone	7814642000
CIK	0000875045
Symbol	BIIB
SIC Code	2836 - Biological Products, (No Diagnostic Substances)
Industry	Pharmaceuticals
Sector	Healthcare
Fiscal Year	12/31

UNITED STATES
SECURITIES AND EXCHANGE COMMISSION
Washington, D.C. 20549

Form 10-Q

☒ QUARTERLY REPORT PURSUANT TO SECTION 13 OR 15(d) OF THE SECURITIES EXCHANGE ACT OF 1934

For the quarterly period ended March 31, 2025

OR

☐ TRANSITION REPORT PURSUANT TO SECTION 13 OR 15(d) OF THE SECURITIES EXCHANGE ACT OF 1934

Commission File Number 0-19311



BIOGEN INC.

(Exact name of registrant as specified in its charter)

Delaware

(State or other jurisdiction of
incorporation or organization)

33-0112644

(I.R.S. Employer
Identification No.)

**225 Binney Street, Cambridge, MA 02142
(617) 679-2000**

(Address, including zip code, and telephone number, including
area code, of registrant's principal executive offices)

Securities registered pursuant to Section 12(b) of the Act:

Title of each class
Common Stock, \$0.0005 par value

Trading Symbol(s)
BIIB

Name of each exchange on which registered
The Nasdaq Global Select Market

Indicate by check mark whether the registrant (1) has filed all reports required to be filed by Section 13 or 15(d) of the Securities Exchange Act of 1934 during the preceding 12 months (or for such shorter period that the registrant was required to file such reports), and (2) has been subject to such filing requirements for the past 90 days: Yes ☒ No ☐

Indicate by check mark whether the registrant has submitted electronically every Interactive Data File required to be submitted pursuant to Rule 405 of Regulation S-T (§232.405 of this chapter) during the preceding 12 months (or for such shorter period that the registrant was required to submit such files): Yes ☒ No ☐

Indicate by check mark whether the registrant is a large accelerated filer, an accelerated filer, a non-accelerated filer, a smaller reporting company, or an emerging growth company. See the definitions of "large accelerated filer," "accelerated filer," "smaller reporting company," and "emerging growth company" in Rule 12b-2 of the Exchange Act:

Large accelerated filer ☒
Non-accelerated filer ☐

Accelerated filer ☐
Smaller reporting company ☐
Emerging growth company ☐

If an emerging growth company, indicate by check mark if the registrant has elected not to use the extended transition period for complying with any new or revised financial accounting standards provided pursuant to Section 13(a) of the Exchange Act. ☐

Indicate by check mark whether the registrant is a shell company (as defined in Rule 12b-2 of the Exchange Act). Yes ☐ No ☒

The number of shares of the issuer's Common Stock, \$0.0005 par value, outstanding as of April 30, 2025, was 146,527,832 shares.

BIOGEN INC.
FORM 10-Q — Quarterly Report
For the Quarterly Period Ended March 31, 2025

TABLE OF CONTENTS

	Page
PART I — FINANCIAL INFORMATION	
Item 1.	Financial Statements (unaudited)
	Condensed Consolidated Statements of Income — For the Three Months Ended March 31, 2025 and 2024 8
	Condensed Consolidated Statements of Comprehensive Income — For the Three Months Ended March 31, 2025 and 2024 9
	Condensed Consolidated Balance Sheets — As of March 31, 2025 and December 31, 2024 10
	Condensed Consolidated Statements of Cash Flow — For the Three Months Ended March 31, 2025 and 2024 11
	Condensed Consolidated Statements of Equity — For the Three Months Ended March 31, 2025 and 2024 12
	Notes to Condensed Consolidated Financial Statements 13
Item 2.	Management's Discussion and Analysis of Financial Condition and Results of Operations 44
Item 3.	Quantitative and Qualitative Disclosures About Market Risk 68
Item 4.	Controls and Procedures 70
PART II — OTHER INFORMATION	
Item 1.	Legal Proceedings 71
Item 1A.	Risk Factors 71
Item 2.	Unregistered Sales of Equity Securities and Use of Proceeds 87
Item 5.	Other Information 87
Item 6.	Exhibits 88
	Signatures 89

NOTE REGARDING FORWARD-LOOKING STATEMENTS

This report contains forward-looking statements that are being made pursuant to the provisions of the Private Securities Litigation Reform Act of 1995 (the PSLRA) with the intention of obtaining the benefits of the “Safe Harbor” provisions of the PSLRA. These forward-looking statements may be accompanied by such words as “aim,” “anticipate,” “assume,” “believe,” “contemplate,” “continue,” “could,” “estimate,” “expect,” “forecast,” “goal,” “guidance,” “hope,” “intend,” “may,” “objective,” “outlook,” “plan,” “possible,” “potential,” “predict,” “project,” “should,” “target,” “will,” “would” or the negative of these words or other words and terms of similar meaning. Given their forward-looking nature, these statements involve substantial risks and uncertainties and may be based on inaccurate assumptions. This report includes, among others, forward-looking statements regarding:

- our expected financial and operating performance;
- our long-term strategy and supporting business plans, including our product pipeline;
- our expectations about continued growth through acquisitions and key collaborative relationships and funding arrangements;
- our belief that our long-term competitive position depends upon our success in discovering and developing innovative, cost-effective products that serve unmet medical needs, along with our ability to manufacture products efficiently and to launch and market them effectively in a highly competitive environment;
- our ability to obtain and maintain adequate coverage, pricing and reimbursement from third-party payors;
- our expectations regarding certain legal and regulatory proceedings and investigations; and
- our belief that our existing funds, when combined with cash generated from operations and our access to additional financing resources, if needed, are sufficient to satisfy our operating, working capital, strategic alliance, milestone payment, capital expenditure and debt service requirements for the foreseeable future.

These forward-looking statements are based on management's current beliefs and assumptions and on information currently available to management. Given their nature, we cannot assure that any outcome expressed in these forward-looking statements will be realized in whole or in part. We caution that these statements are subject to risks and uncertainties, many of which are outside of our control and could cause future events or results to be materially different from those stated or implied in this document, including, among others, factors relating to:

- our substantial dependence on the anticipated amount, timing and accounting of revenue from our products, including from the successful development of new products and approval of additional indications for our existing products, including but not limited to LEQEMBI and SKYCLARYS;
- the anticipated amount, timing and accounting of contingent, milestone, royalty and other payments under licensing, collaboration, acquisition or divestiture agreements; tax positions and contingencies; collectability of receivables; pre-approval inventory; cost of sales; research and development costs; compensation and other selling, general and administrative expense; amortization of intangible assets; foreign currency exchange risk; estimated fair value of assets and liabilities; and impairment assessments, including for goodwill balances;
- expectations, plans and prospects relating to product approvals, approvals of additional indications for our existing products, sales, pricing, growth, reimbursement and launch of our marketed and pipeline products all of which is subject to governmental and regulatory oversight, and therefore subject to risks, including but not limited to those related to approvals, unfavorable or delayed reimbursements and coverage determinations, and changes in reimbursement policies or practices of payors and other third-parties;
- the potential impact of increased product competition in the biopharmaceutical and healthcare industry, as well as any other markets in which we compete, including increased competition from new originator therapies, generics, prodrugs and biosimilars of existing products and products approved under abbreviated regulatory pathways, including generic, prodrugs or biosimilar versions of our marketed products or competing products, including but not limited to, increased competition from TECFIDERA generic entrants in the U.S. and international markets and a biosimilar entrant of TYSABRI;
- patent terms, patent term extensions, patent office actions and expected availability and periods of regulatory exclusivity, as well as our ability to adequately enforce existing patents, including our European patent related to TECFIDERA;
- our ability to effectively implement our corporate strategy which includes significant investment in product and pipeline candidates, including but not limited to felzartamab, litifilimab and nusinersen;

- the successful execution of our strategic and growth initiatives, including acquisitions, and our ability to realize the anticipated benefits from our acquisitions of Reata and HI-Bio, including future performance of the SKYCLARYS product and further development of the felzartamab product and anticipated synergies;
- the drivers for growing our business, including our plans and intention to commit resources relating to discovery, research and development programs and business development opportunities, including collaboration agreements, as well as the potential benefits and results of, and the anticipated completion of, certain business development transactions, reorganizations and cost-reduction measures, including our Fit for Growth program;
- the expectations, development plans and anticipated timelines, including costs and timing of potential clinical trials, regulatory filing approvals and/or discontinuation, of our products, drug candidates and pipeline programs, including collaborations with third-parties including but not limited to Eisai and Sage, as well as the potential therapeutic scope of the development and commercialization of our and our collaborators' pipeline products;
- the timing, outcome and impact of administrative, regulatory, legal and other proceedings, including those related to our patents and other proprietary and intellectual property rights, tax audits, assessments and settlements, pricing matters, sales and promotional practices, product liability, investigations and other matters;
- our ability to commercialize biosimilars, which is subject to risks such as our reliance on third-parties, competitive challenges, regulatory compliance, adequate supply, intellectual property and regulatory challenges and failure to gain market and patient acceptance;
- our ability to finance our present and future operations and business initiatives and obtain funding for such activities on favorable terms;
- our ability to attract, retain and motivate qualified individuals for management and other employee positions in a highly competitive environment, including potential difficulty in retaining talent following acquisitions or following the discontinuation or underperformance of one or more marketed, pre-clinical or clinical programs;
- adverse safety events involving our marketed or pipeline products, generic, prodrugs or biosimilar versions of our marketed products or any other products from the same class as one of our products;
- the current and potential impacts of geopolitical tensions, acts of war and other large-scale crises, including impacts to our operations, sales and the possible disruptions or delay in our plans to conduct clinical trial activities in areas of geopolitical tension, including tensions between the U.S., China and other countries, regions affected by Russia's invasion of Ukraine and the military conflict in the Middle East;
- the direct and indirect impact of global health outbreaks or adverse weather events on our business and operations, including sales, expense, reserves and allowances, the supply chain, manufacturing, research and development costs, clinical trials and employees;
- our use of information technology systems and data and the potential impacts of any breakdowns, interruptions, invasions, corruptions, data breaches, destructions and/or other cybersecurity incidents of such systems or those of our business partners;
- our incorporation of technologies using AI into some of our processes;
- the potential impact of healthcare reform in the U.S., including the IRA and the impact of the IRA Medicare Part D redesign, and measures being taken worldwide designed to reduce healthcare costs and limit the overall level of government expenditures, including the impact of pricing actions and reduced reimbursement for our products, as well as the potential impact of legislative and regulatory changes and priorities;
- our manufacturing capacity, including our ability to effectively manufacture biosimilars, reliance on third-party contract manufacturing organizations, plans and timing relating to changes in our manufacturing capabilities, our ability to adequately address global bulk supply risks, our ability to fully utilize our manufacturing facilities, including our Solothurn facility, activities in new or existing manufacturing facilities and the expected timeline for the gene therapy, clinical packaging and other manufacturing facility in RTP, North Carolina to be operational;
- the impact of the continued uncertainty of the credit and economic conditions in certain countries and our ability to collect accounts receivable in such countries;

- the impact of the increased volatility in the financial markets on our ability to obtain financing;
- lease commitments, purchase obligations and the timing and satisfaction of other contractual obligations;
- changes in our effective tax rate and obligations in various jurisdictions in which we are subject to taxation; and
- the impact of new laws, regulatory actions, judicial decisions, accounting standards and tariffs or trade restrictions, including any newly imposed U.S. tariffs and any responsive non-U.S. tariffs applicable to our products or operations, as well as the potential global macroeconomic effect of tariffs or trade restrictions.

These forward-looking statements involve risks and uncertainties, including those that are described in *Item 1A. Risk Factors* and *Item 2. Management's Discussion and Analysis of Financial Condition and Results of Operations* included in this report and elsewhere in this report, that could cause actual results to differ materially from those reflected in such statements. The factors identified above should not be construed as an exhaustive list of factors that could affect our future results and should be read in conjunction with the other cautionary statements that are included in our 2024 Form 10-K. Because some of these risks and uncertainties cannot be predicted or quantified and some are beyond our control, you should not rely on our forward-looking statements as predictions of future events and you should not place undue reliance on these statements. Moreover, we operate in a very competitive and rapidly changing environment, new risks and uncertainties may emerge from time to time and it is not possible for us to predict all risks nor identify all uncertainties. Forward-looking statements speak only as of the date of this report and are based on information and estimates available to us at this time. Except as required by law, we do not undertake any obligation to publicly update any forward-looking statements, whether as a result of new information, future developments or otherwise. You should read this report with the understanding that our actual future results, performance, events and circumstances might be materially different from what we expect.

NOTE REGARDING COMPANY AND PRODUCT REFERENCES

References in this report to:

- "Biogen," the "company," "we," "us" and "our" refer to Biogen Inc. and its consolidated subsidiaries; and
- "RITUXAN" refers to both RITUXAN (the trade name for rituximab in the U.S., Canada and Japan) and MabThera (the trade name for rituximab outside the U.S., Canada and Japan).

NOTE REGARDING TRADEMARKS

ADUHELM®, AVONEX®, BYOOVIZ®, PLEGRIDY®, QALSODY®, RITUXAN®, RITUXAN HYCELA®, SKYCLARYS®, SPINRAZA®, TECFIDERA®, TYSABRI® and VUMERITY® are registered trademarks of Biogen.

BENEPALI™, FLIXABI™, FUMADERM™, IMRALDI™ and OPUVIZ™ are trademarks of Biogen.

ACTEMRA®, COLUMVI®, ENBREL®, EYLEA®, GAZYVA®, LEQEMBI®, HUMIRA®, LUCENTIS®, LUNSUMIO®, OCREVUS®, REMICADE®, ZURZUVAE™ and other trademarks referenced in this report are the property of their respective owners.

DEFINED TERMS

2024 Form 10-K	Annual Report on Form 10-K for the year ended December 31, 2024
2020 Share Repurchase Program	Board of Directors authorized program to repurchase up to \$5.0 billion of our common stock
2024 ESPP	Biogen Inc. 2024 Employee Stock Purchase Plan
2015 ESPP	Biogen Inc. 2015 Employee Stock Purchase Plan
2023 Term Loan	\$1.5 billion term loan credit agreement
AbbVie	AbbVie Inc.
AI	Artificial Intelligence
ALS	Amyotrophic Lateral Sclerosis
AMR	Antibody-Mediated Rejection
AOCI	Accumulated Other Comprehensive Income (Loss)
ASO	Antisense Oligonucleotide
ASU	Accounting Standards Update
BLA	Biologics License Application
CCPA	California Consumer Privacy Act
CLE	Cutaneous Lupus Erythematosus
CLL	Chronic Lymphocytic Leukemia
CMS	Centers for Medicare & Medicaid Services
CODM	Chief Operating Decision Maker
Convergence	Convergence Pharmaceuticals Ltd.
CRL	Complete Response Letter
CROs	Contract Research Organizations
DEA	Drug Enforcement Agency
Denali	Denali Therapeutics Inc.
District Court	U.S. District Court for the District of Massachusetts
DOJ	U.S. Department of Justice
EC	European Commission
Eisai	Eisai Co., Ltd.
EMA	European Medicines Agency
E.U.	European Union
FA	Friedreich Ataxia
FASB	Financial Accounting Standards Board
FCPA	Foreign Corrupt Practices Act
FDA	U.S. Food and Drug Administration
Fit for Growth	Cost saving program initiated in 2023
Genentech	Genentech, Inc.
GILTI	Global Intangible Low Tax Income
GloBE	Global Anti-Base Erosion
GMP	Good Manufacturing Practices
HI-Bio	Human Immunology Biosciences, Inc.
Humana	Humana Inc.
IgAN	Immunoglobulin A Nephropathy
IPR&D	In-process Research and Development
IRA	Inflation Reduction Act of 2022
IT	Information Technology
IV	Intravenous
LRRK2	Leucine-Rich Repeat Kinase 2

DEFINED TERMS (continued)

MAA	Marketing Authorization Application
MDD	Major Depressive Disorder
MorphoSys	MorphoSys AG
MS	Multiple Sclerosis
NDA	New Drug Application
Neurimmune	Neurimmune SubOne AG
OECD	Organization for Economic Co-operation and Development
ODD	Orphan Drug Designation
Organon	Organon LLC
PDUFA	Prescription Drug User Fee Act
PMN	Primary Membranous Nephropathy
PPACA	Patient Protection and Affordable Care Act
PPD	Postpartum Depression
PPMS	Primary Progressive MS
PRV	Priority Review Voucher
R&D	Research and Development
Reata	Reata Pharmaceuticals, Inc.
RMS	Relapsing MS
RRMS	Relapsing-Remitting MS
RTP	Research Triangle Park
Sage	Sage Therapeutics, Inc.
Samsung Bioepis	Samsung Bioepis Co., Ltd.
Samsung BioLogics	Samsung BioLogics Co., Ltd.
Sangamo	Sangamo Therapeutics, Inc.
SEC	U.S. Securities and Exchange Commission
SG&A	Selling, General and Administrative
SLE	Systemic Lupus Erythematosus
SMA	Spinal Muscular Atrophy
SOD1	Superoxide Dismutase 1
SWISSMEDIC	Swiss Agency for Therapeutic Products
Transition Toll Tax	A one-time mandatory deemed repatriation tax on accumulated foreign subsidiaries' previously untaxed foreign earnings
U.K.	United Kingdom
U.S.	United States
U.S. GAAP	Accounting Principles Generally Accepted in the U.S.
VA	Veterans Affairs
VAT	Value-added Tax

PART I FINANCIAL INFORMATION

BIOGEN INC. AND SUBSIDIARIES **CONDENSED CONSOLIDATED STATEMENTS OF INCOME** **(unaudited, in millions, except per share amounts)**

	For the Three Months Ended March 31,	
	2025	2024
Revenue:		
Product revenue, net	\$ 1,726.5	\$ 1,711.9
Revenue from anti-CD20 therapeutic programs	378.2	394.0
Alzheimer's collaboration revenue	33.0	2.8
Contract manufacturing, royalty and other revenue	293.3	181.8
Total revenue	2,431.0	2,290.5
Cost and expense:		
Cost of sales, excluding amortization and impairment of acquired intangible assets	629.3	542.2
Research and development	434.1	445.4
Acquired in-process research and development, upfront and milestone expense	200.7	7.5
Selling, general and administrative	572.5	581.5
Amortization and impairment of acquired intangible assets	111.8	78.3
Collaboration profit sharing/(loss reimbursement)	58.1	65.6
(Gain) loss on fair value remeasurement of contingent consideration	9.6	—
Restructuring charges	35.3	11.5
Other (income) expense, net	68.4	93.7
Total cost and expense	2,119.8	1,825.7
Income before income tax (benefit) expense	311.2	464.8
Income tax (benefit) expense	70.7	71.4
Net income attributable to Biogen Inc.	\$ 240.5	\$ 393.4
Net income per share:		
Basic earnings per share attributable to Biogen Inc.	\$ 1.65	\$ 2.71
Diluted earnings per share attributable to Biogen Inc.	\$ 1.64	\$ 2.70
Weighted-average shares used in calculating:		
Basic earnings per share attributable to Biogen Inc.	146.1	145.2
Diluted earnings per share attributable to Biogen Inc.	146.6	145.9

See accompanying notes to these unaudited condensed consolidated financial statements.

BIOGEN INC. AND SUBSIDIARIES
CONDENSED CONSOLIDATED STATEMENTS OF COMPREHENSIVE INCOME
(unaudited, in millions)

	For the Three Months Ended March 31,	
	2025	2024
Net income attributable to Biogen Inc.	\$ 240.5	\$ 393.4
Other comprehensive income (loss):		
Unrealized gains (losses) on cash flow hedges, net of tax	(57.8)	14.7
Unrealized gains (losses) on pension benefit obligation, net of tax	0.4	(0.1)
Currency translation adjustments, net of tax	19.1	(21.4)
Total other comprehensive income (loss), net of tax	(38.3)	(6.8)
Comprehensive income (loss) attributable to Biogen Inc.	\$ 202.2	\$ 386.6

See accompanying notes to these unaudited condensed consolidated financial statements.

BIOGEN INC. AND SUBSIDIARIES
CONDENSED CONSOLIDATED BALANCE SHEETS
(unaudited, in millions, except per share amounts)

	As of March 31, 2025	As of December 31, 2024
ASSETS		
Current assets:		
Cash and cash equivalents	\$ 2,598.3	\$ 2,375.0
Accounts receivable, net of allowance for doubtful accounts of \$1.4 and \$2.2, respectively	1,602.9	1,404.8
Due from anti-CD20 therapeutic programs	393.6	464.0
Inventory	2,273.9	2,460.5
Other current assets	757.3	752.5
Total current assets	7,626.0	7,456.8
Property, plant and equipment, net	3,132.4	3,181.3
Operating lease assets	346.4	356.4
Intangible assets, net	9,584.6	9,691.2
Goodwill	6,477.1	6,478.9
Deferred tax asset	307.5	324.2
Investments and other assets	559.1	560.5
Total assets	\$ 28,033.1	\$ 28,049.3
LIABILITIES AND EQUITY		
Current liabilities:		
Current portion of notes payable	\$ 1,749.1	\$ 1,748.6
Taxes payable	626.1	548.3
Accounts payable	391.5	424.2
Accrued expense and other	2,530.7	2,807.7
Total current liabilities	5,297.4	5,528.8
Notes payable	4,548.7	4,547.2
Deferred tax liability	133.2	190.5
Long-term operating lease liabilities	323.4	334.5
Other long-term liabilities	751.7	732.3
Total liabilities	11,054.4	11,333.3
Commitments, contingencies and guarantees		
Equity:		
Biogen Inc. shareholders' equity:		
Preferred stock, par value \$0.001 per share	—	—
Common stock, par value \$0.0005 per share	0.1	0.1
Additional paid-in capital	629.9	569.4
Accumulated other comprehensive income (loss)	(174.5)	(136.2)
Retained earnings	19,500.3	19,259.8
Treasury stock, at cost	(2,977.1)	(2,977.1)
Total equity	16,978.7	16,716.0
Total liabilities and equity	\$ 28,033.1	\$ 28,049.3

See accompanying notes to these unaudited condensed consolidated financial statements.

BIOGEN INC. AND SUBSIDIARIES
CONDENSED CONSOLIDATED STATEMENTS OF CASH FLOW
(unaudited, in millions)

	For the Three Months Ended March 31,	
	2025	2024
Cash flow from operating activities:		
Net income	\$ 240.5	\$ 393.4
Adjustments to reconcile net income to net cash flow from operating activities:		
Depreciation and amortization	183.2	147.5
Excess and obsolescence charges related to inventory	7.3	27.5
Amortization of acquired inventory step-up	51.4	44.1
Share-based compensation	81.0	72.8
Contingent consideration	9.6	—
Deferred income taxes	(27.8)	39.9
(Gain) loss on strategic investments	40.9	31.3
Other	6.7	25.4
Changes in operating assets and liabilities, net of effects of business acquired:		
Accounts receivable	(181.0)	43.7
Due from anti-CD20 therapeutic programs	70.4	40.7
Inventory	62.0	(77.7)
Accrued expense and other current liabilities	(300.5)	(177.1)
Income tax assets and liabilities	69.1	(2.2)
Other changes in operating assets and liabilities, net	(53.5)	(56.1)
Net cash flow provided by (used in) operating activities	259.3	553.2
Cash flow from investing activities:		
Purchases of property, plant and equipment	(37.1)	(45.9)
Acquisitions of intangible assets	(10.0)	(75.0)
Proceeds from sales of strategic investments	—	55.6
Other	(0.2)	(0.7)
Net cash flow provided by (used in) investing activities	(47.3)	(66.0)
Cash flow from financing activities:		
Payments related to issuance of stock for share-based compensation arrangements, net	(24.3)	(46.9)
Repayment of borrowings	—	(400.0)
Other	1.3	7.3
Net cash flow provided by (used in) financing activities	(23.0)	(439.6)
Net increase (decrease) in cash and cash equivalents	189.0	47.6
Effect of exchange rate changes on cash and cash equivalents	34.3	(23.1)
Cash and cash equivalents, beginning of the period	2,375.0	1,049.9
Cash and cash equivalents, end of the period	\$ 2,598.3	\$ 1,074.4

See accompanying notes to these unaudited condensed consolidated financial statements.

BIOGEN INC. AND SUBSIDIARIES
CONDENSED CONSOLIDATED STATEMENTS OF EQUITY
(unaudited, in millions)

For the Three Months Ended March 31, 2025										
	Preferred stock		Common stock		Additional paid-in capital	Accumulated other comprehensive income (loss)	Retained earnings	Treasury stock		Total equity
	Shares	Amount	Shares	Amount				Shares	Amount	
Balance, December 31, 2024	—	\$ —	169.5	\$ 0.1	\$ 569.4	\$ (136.2)	\$ 19,259.8	(23.8)	\$ (2,977.1)	\$ 16,716.0
Net income	—	—	—	—	—	—	240.5	—	—	240.5
Other comprehensive income (loss), net of tax	—	—	—	—	—	(38.3)	—	—	—	(38.3)
Issuance of common stock under stock option and stock purchase plans	—	—	0.2	—	15.2	—	—	—	—	15.2
Issuance of common stock under stock award plan	—	—	0.6	—	(39.5)	—	—	—	—	(39.5)
Compensation related to share-based payments	—	—	—	—	84.1	—	—	—	—	84.1
Other	—	—	—	—	0.7	—	—	—	—	0.7
Balance, March 31, 2025	—	\$ —	170.3	\$ 0.1	\$ 629.9	\$ (174.5)	\$ 19,500.3	(23.8)	\$ (2,977.1)	\$ 16,978.7

For the Three Months Ended March 31, 2024										
	Preferred stock		Common stock		Additional paid-in capital	Accumulated other comprehensive income (loss)	Retained earnings	Treasury stock		Total equity
	Shares	Amount	Shares	Amount				Shares	Amount	
Balance, December 31, 2023	—	\$ —	168.7	\$ 0.1	\$ 302.5	\$ (153.7)	\$ 17,627.6	(23.8)	\$ (2,977.1)	\$ 14,799.4
Net income	—	—	—	—	—	—	393.4	—	—	393.4
Other comprehensive income (loss), net of tax	—	—	—	—	—	(6.8)	—	—	—	(6.8)
Issuance of common stock under stock option and stock purchase plans	—	—	0.1	—	15.7	—	—	—	—	15.7
Issuance of common stock under stock award plan	—	—	0.6	—	(62.6)	—	—	—	—	(62.6)
Compensation related to share-based payments	—	—	—	—	76.1	—	—	—	—	76.1
Other	—	—	—	—	(2.2)	—	—	—	—	(2.2)
Balance, March 31, 2024	—	\$ —	169.4	\$ 0.1	\$ 329.5	\$ (160.5)	\$ 18,021.0	(23.8)	\$ (2,977.1)	\$ 15,213.0

See accompanying notes to these unaudited condensed consolidated financial statements.

BIOGEN INC. AND SUBSIDIARIES
NOTES TO CONDENSED CONSOLIDATED FINANCIAL STATEMENTS
(unaudited)

Note 1: Summary of Significant Accounting Policies

References in these notes to "Biogen," the "company," "we," "us" and "our" refer to Biogen Inc. and its consolidated subsidiaries.

Business Overview

Biogen is a global biopharmaceutical company focused on discovering, developing and delivering innovative therapies for people living with serious and complex diseases. We have a broad portfolio of medicines to treat MS, have introduced the first approved treatment for SMA, co-developed treatments to address a defining pathology of Alzheimer's disease and launched the first approved treatment to target a genetic cause of ALS. We market the first and only drug approved in the U.S., the E.U. and certain international markets for the treatment of FA in adults and adolescents aged 16 years and older. We are focused on advancing our pipeline in neurology, specialized immunology and rare diseases. We support our drug discovery and development efforts through internal research and development programs, external collaborations and acquisitions.

Our marketed products include TECFIDERA, VUMERITY, AVONEX, PLEGRIDY and TYSABRI for the treatment of MS; SPINRAZA for the treatment of SMA; SKYCLARYS for the treatment of FA; QALSODY for the treatment of ALS; and FUMADERM for the treatment of severe plaque psoriasis.

We also have collaborations with Eisai on the commercialization of LEQEMBI for the treatment of Alzheimer's disease and Sage on the commercialization of ZURZUVAE for the treatment of PPD. We have certain business and financial rights with respect to RITUXAN for the treatment of non-Hodgkin's lymphoma, CLL and other conditions; RITUXAN HYCELA for the treatment of non-Hodgkin's lymphoma and CLL; GAZYVA for the treatment of CLL and follicular lymphoma; OCREVUS for the treatment of PPMS and RMS; LUNSUMIO for the treatment of relapsed or refractory follicular lymphoma; COLUMVI, a bispecific antibody for the treatment of non-Hodgkin's lymphoma; and have the option to add other potential anti-CD20 therapies, pursuant to our collaboration arrangements with Genentech, a wholly-owned member of the Roche Group.

We commercialize a portfolio of biosimilars of advanced biologics including: BENEPALI, an etanercept biosimilar referencing ENBREL; IMRALDI, an adalimumab biosimilar referencing HUMIRA; FLIXABI, an infliximab biosimilar referencing REMICADE; and BYOOVIZ, a ranibizumab biosimilar referencing LUCENTIS, in certain international markets. We also have commercialization rights related to OPUVIZ, an aflibercept biosimilar referencing EYLEA, in certain international markets.

For additional information on our collaboration arrangements, please read *Note 19, Collaborative and Other Relationships*, to these unaudited condensed consolidated financial statements (condensed consolidated financial statements).

Basis of Presentation

In the opinion of management, our condensed consolidated financial statements include all adjustments, consisting of normal recurring accruals, necessary for a fair statement of our financial statements for interim periods in accordance with U.S. GAAP. The information included in this quarterly report on Form 10-Q should be read in conjunction with our audited consolidated financial statements and the accompanying notes included in our 2024 Form 10-K. Our accounting policies are described in the *Notes to Consolidated Financial Statements* in our 2024 Form 10-K and updated, as necessary, in this report. The year-end condensed consolidated balance sheet data presented for comparative purposes was derived from our audited financial statements, but does not include all disclosures required by U.S. GAAP. The results of operations for the three months ended March 31, 2025, are not necessarily indicative of the operating results for the full year or for any other subsequent interim period.

We operate as one operating segment, focused on discovering, developing and delivering innovative therapies for people living with serious and complex diseases.

During the first quarter of 2025 we began presenting acquired in-process research and development, upfront and milestone expense as a separate line item in our condensed consolidated statements of income. Acquired in-process research and development, upfront and milestone expense includes costs incurred in connection with collaboration and license agreements such as upfront and milestone payments and, when applicable, premiums on equity securities and asset acquisitions of acquired in-process research and development, and were previously

BIAGEN INC. AND SUBSIDIARIES
NOTES TO CONDENSED CONSOLIDATED FINANCIAL STATEMENTS
(unaudited, continued)

included in research and development expense. Prior periods have been reclassified to conform to the current period presentation. The reclassification had no impact on our total cost and expense, net income attributable to Biogen Inc., earnings per share or total equity.

Consolidation

Our condensed consolidated financial statements reflect our financial statements, those of our wholly-owned subsidiaries and variable interest entities where we are the primary beneficiary. For consolidated entities where we own or are exposed to less than 100.0% of the economics, we record net income (loss) attributable to noncontrolling interests, net of tax in our condensed consolidated statements of income equal to the percentage of the economic or ownership interest retained in such entities by the respective noncontrolling parties. Intercompany balances and transactions are eliminated in consolidation.

In determining whether we are the primary beneficiary of a variable interest entity, we apply a qualitative approach that determines whether we have both (1) the power to direct the economically significant activities of the entity and (2) the obligation to absorb losses of, or the right to receive benefits from, the entity that could potentially be significant to that entity. We continuously assess whether we are the primary beneficiary of a variable interest entity as changes to existing relationships or future transactions may result in us consolidating or deconsolidating one or more of our collaborators or partners.

Use of Estimates

The preparation of our condensed consolidated financial statements requires us to make estimates, judgments and assumptions that may affect the reported amounts of assets, liabilities, equity, revenue and expense and related disclosure of contingent assets and liabilities. On an ongoing basis we evaluate our estimates, judgments and assumptions. We base our estimates on historical experience and on various other assumptions that we believe are reasonable, the results of which form the basis for making judgments about the carrying values of assets, liabilities and equity and the amount of revenue and expense. Actual results may differ from these estimates.

Significant Accounting Policies

There have been no material changes to our significant accounting policies disclosed in *Note 1, Summary of Significant Accounting Policies*, to our audited consolidated financial statements included in our 2024 Form 10-K.

New Accounting Pronouncements

From time to time, new accounting pronouncements are issued by the FASB or other standard setting bodies that we adopt as of the specified effective date. Unless otherwise discussed below, we do not believe that the adoption of recently issued standards have had or may have a material impact on our condensed consolidated financial statements or disclosures.

Standard	Description	Effective Date	Effects on the financial statements
ASU No. 2023-09, <i>Income Taxes (Topic 740): Improvements to Income Tax Disclosures</i>	This standard establishes incremental disaggregation of income tax disclosures pertaining to the effective tax rate reconciliation and income taxes paid. The amendments in this update are required to be applied on a prospective basis with the option to apply it retrospectively.	Annual reporting for fiscal years beginning after December 15, 2024. Early adoption is permitted.	We are currently evaluating the potential impact that this new standard will have on our consolidated financial statements and related disclosures.
ASU No. 2024-03, <i>Income Statement (Subtopic 220-40): Reporting Comprehensive Income - Expense Disaggregation Disclosures</i>	This standard requires disclosure in the notes to the financial statements, at each interim and annual reporting period, of specified information about certain costs and expense including purchases of inventory, employee compensation, depreciation and intangible asset amortization included in each relevant expense caption. This standard also requires a qualitative description of the amounts remaining in relevant expense captions that are not separately disaggregated, as well as disclosure of the total amount of selling expenses, and, in annual reporting periods, an entity's definition of selling expenses.	Annual reporting for fiscal years beginning after December 15, 2026, and interim periods within fiscal years beginning after December 15, 2027. Early adoption is permitted.	We are currently evaluating the potential impact that this new standard will have on our consolidated financial statements and related disclosures.

BIOGEN INC. AND SUBSIDIARIES
NOTES TO CONDENSED CONSOLIDATED FINANCIAL STATEMENTS
(unaudited, continued)

Note 2: Acquisitions

Human Immunology Biosciences

On July 2, 2024, we completed the acquisition of all of the issued and outstanding shares of HI-Bio, a privately-held clinical-stage biotechnology company focused on targeted therapies for patients with severe immune-mediated diseases. HI-Bio's lead asset, felzartamab, an anti-CD38 antibody, is currently being evaluated for three leading indications, AMR, PMN and IgAN. Felzartamab has received Breakthrough Therapy Designation and ODD from the FDA for development in the treatment of PMN and AMR. Subsequent to our acquisition, felzartamab received ODD in the E.U. in IgAN and solid organ transplantation. The acquisition of HI-Bio is expected to augment our pipeline and build on our expertise in immunology.

Under the terms of this acquisition, we paid shareholders of HI-Bio approximately \$1.15 billion at closing and may pay up to an additional \$650.0 million in potential development and regulatory milestone payments. The \$1.15 billion paid includes approximately \$74.5 million related to HI-Bio's outstanding, non-vested equity awards, inclusive of employer taxes, of which \$56.4 million was recognized as share-based compensation payments to settle non-vested equity awards attributable to the post-acquisition service period and therefore not reflected as a component of total purchase price paid. Of the total \$56.4 million, we recognized approximately \$42.5 million as a charge to research and development expense with the remaining \$13.9 million as a charge to selling, general and administrative expense within our consolidated statements of income for the year ended December 31, 2024, included in our 2024 Form 10-K. These amounts were associated with the accelerated vesting of stock options and RSUs previously granted to HI-Bio employees and required no future services to vest.

Upon closing we also paid an additional \$43.7 million related to working capital adjustments as of the transaction close date, which was included as a component of total purchase price paid.

We funded this acquisition through available cash on hand and accounted for this acquisition as a business combination using the acquisition method of accounting in accordance with ASC *Topic 805, Business Combinations*, and recorded assets acquired and liabilities assumed at their respective fair values as of the acquisition date.

In addition to the lead program felzartamab, the HI-Bio pipeline acquired includes izastobart/HIB210, an anti-C5aR1 antibody, and the potential for continued development in a range of complement-mediated diseases.

Purchase Price Consideration

Total consideration transferred for the acquisition of HI-Bio is summarized as follows:

(In millions)	As of July 2, 2024
Cash consideration paid to HI-Bio shareholders ⁽¹⁾	\$ 1,137.3
Contingent consideration	485.1
Total consideration	\$ 1,622.4

⁽¹⁾ Represents total consideration paid to shareholders of HI-Bio of \$1.15 billion, plus an additional \$43.7 million related to working capital adjustments as of the transaction close date, less \$56.4 million of cash paid for HI-Bio's outstanding, non-vested equity awards, inclusive of employer taxes, which were recognized as compensation attributable to the post-acquisition service period and therefore not reflected as a component of total consideration.

Contingent Consideration: We may make certain contingent payments to the former shareholders of HI-Bio upon the achievement of certain development and regulatory milestones. As of the acquisition date, the maximum aggregate amount payable for these potential milestones was \$650.0 million. The acquisition-date fair value of these milestones was approximately \$485.1 million and was estimated utilizing a probability-adjusted discounted cash flow calculation using an appropriate discount rate dependent on the nature and timing of the milestone payments, which ranged from 6.2% to 7.0%, and probabilities of technological and regulatory success ranging from 67.0% to near-certain probability. Of the total contingent consideration, approximately \$279.3 million related to milestones classified as short-term and reflected as a component of accrued expense and other with the remaining \$205.8 million reflected as a component of other long-term liabilities within our condensed consolidated balance sheets. The short-term liability related to the fourth patient dosed in a Phase 3 clinical trial of felzartamab in a first and second indication, which would trigger milestone payments of \$150.0 million each.

BIOGEN INC. AND SUBSIDIARIES
NOTES TO CONDENSED CONSOLIDATED FINANCIAL STATEMENTS
(unaudited, continued)

Subsequent changes in the fair value of the contingent consideration obligation are being recognized as (gain) loss on fair value remeasurement of contingent consideration within our condensed consolidated statements of income. This fair value measurement is based on significant inputs that are not observable in the market and thus represent Level 3 fair value measurements. For additional information related to the fair value of this obligation, please read *Note 8, Fair Value Measurements*, to these condensed consolidated financial statements.

Other Contractual Commitments: We acquired HI-Bio's pre-existing in-license commitments under third-party agreements with MorphoSys, which include tiered royalties on potential future sales of felzartamab and izastobart/HIB210, ranging from high-single digit to mid-teen percentages, as well as potential development, regulatory and commercial milestone payments related to felzartamab and izastobart/HIB210 of up to \$130.0 million, \$230.0 million and \$640.0 million, respectively. These contingencies were not recorded in our financial statements as of the transaction close date because the achievement of these milestones was not considered probable.

Preliminary Purchase Price Allocation

The following table summarizes the preliminary purchase price allocation of the separately identifiable assets acquired and liabilities assumed as of July 2, 2024:

(In millions)	Amounts Recognized as of Acquisition Date (as adjusted) March 31, 2025
Cash and cash equivalents	\$ 62.5
Intangible assets:	
IPR&D - felzartamab (IgAN)	920.0
IPR&D - felzartamab (AMR)	450.0
IPR&D - felzartamab (PMN)	265.0
Other clinical programs	7.9
Prepaid expense and other assets	1.0
Operating lease assets	1.2
Accounts payable	(1.1)
Accrued liabilities	(35.0)
Deferred tax liability ⁽¹⁾	(299.3)
Operating lease liabilities	(1.2)
Total identifiable net assets	1,371.0
Goodwill ⁽¹⁾	251.4
Total assets acquired and liabilities assumed	\$ 1,622.4

⁽¹⁾ Includes measurement period adjustments recorded during the first quarter of 2025 that decreased deferred tax liability and goodwill by approximately \$5.1 million, as a result of certain income tax adjustments.

Intangible assets: Intangible assets comprised of \$1.6 billion of IPR&D related to HI-Bio's lead asset felzartamab. This includes \$920.0 million of IPR&D related to felzartamab indication for IgAN, \$450.0 million of IPR&D related to felzartamab indication for AMR and \$265.0 million of IPR&D related to felzartamab indication for PMN. The estimated fair values of the program related intangible assets were determined using a multi-period excess earnings method, a form of the income approach, utilizing cash flow analyses and a discount rate of 14.5%. These fair value measurements were based on significant inputs that are not observable in the market and thus represent Level 3 fair value measurements.

Goodwill: Goodwill was calculated as the excess of the consideration transferred over the net assets recognized and represents the future economic benefits arising from the other assets acquired that could not be individually identified and separately recognized. We recognized goodwill of approximately \$251.4 million, which includes measurement period adjustments, and is not deductible for tax purposes. The goodwill recognized from our acquisition of HI-Bio is primarily the result of the deferred tax consequences from the transaction recorded for financial statement purposes.

BIOGEN INC. AND SUBSIDIARIES
NOTES TO CONDENSED CONSOLIDATED FINANCIAL STATEMENTS
(unaudited, continued)

Acquisition-related expenses: Acquisition-related expense, primarily comprised of advisory and legal fees, and other transaction costs, totaled approximately \$2.8 million and were recorded within selling, general and administrative expense within our consolidated statements of income for the year ended December 31, 2024, included in our 2024 Form 10-K.

Assumptions in the Allocations of Purchase Price

The results of operations of HI-Bio, along with the estimated fair values of the assets acquired and liabilities assumed in the HI-Bio acquisition, have been included in our condensed consolidated financial statements since the closing of the HI-Bio acquisition on July 2, 2024.

Our preliminary estimate of the fair value of the specifically identifiable assets acquired and liabilities assumed as of the date of acquisition is subject to the finalization of management's analysis related to certain matters, such as finalizing our assessment of income taxes. The final determination of these fair values will be completed as additional information becomes available but no later than one year from the acquisition date. The final determination may result in asset and liability fair values that are different than the preliminary estimates.

Subsequent to the acquisition date, our results of operations include the results of operations of HI-Bio. HI-Bio operations had an immaterial impact on our results of operations for the three months ended March 31, 2025. Due to the immateriality of HI-Bio's revenue and expense, additional pro forma information combining the results of operations of Biogen and HI-Bio have not been included.

Note 3: Dispositions

Sale of Joint Venture Equity Interest in Samsung Bioepis

In April 2022 we completed the sale of our 49.9% equity interest in Samsung Bioepis to Samsung BioLogics in exchange for total consideration of approximately \$2.3 billion. Under the terms of this transaction, we received approximately \$1.0 billion in cash at closing, with approximately \$1.3 billion in cash to be deferred over two payments. The first deferred payment of \$812.5 million was received in April 2023 and the second deferred payment of \$437.5 million was received in April 2024.

For the three months ended March 31, 2024, we recognized a gain of approximately \$6.1 million to reflect the change in fair value associated with the passage of time related to the second deferred payment due to us, which was received in April 2024, and recorded in other (income) expense, net within our condensed consolidated statements of income.

For additional information on the sale of our equity interest in Samsung Bioepis, please read *Note 3, Dispositions*, to our consolidated financial statements included in our 2024 Form 10-K.

Sale of TOFIDENCE

In March 2025 we completed the sale of our regulatory and commercial rights in the U.S. for TOFIDENCE, a tocilizumab biosimilar referencing ACTEMRA, to Organon. Under the terms of this transaction, we will receive a payment of \$51.0 million, which we expect to receive in July 2025, and recognized a de minimis loss within our condensed consolidated statements of income for the three months ended March 31, 2025.

Note 4: Restructuring

2023 Fit for Growth Restructuring Program

In 2023 we initiated cost saving measures as part of our Fit for Growth program to reduce operating costs, while improving operating efficiency and effectiveness. The Fit for Growth program is expected to generate approximately \$1.0 billion in gross operating expense savings by the end of 2025, some of which will be reinvested in various initiatives. The Fit for Growth program is currently estimated to include net headcount reductions of approximately 1,400 employees and we expect to incur total restructuring charges ranging from approximately \$300.0 million to \$310.0 million. As of March 31, 2025, cumulative total restructuring charges incurred in connection with our Fit for Growth program totaled approximately \$300.0 million.

BIOMER INC. AND SUBSIDIARIES
NOTES TO CONDENSED CONSOLIDATED FINANCIAL STATEMENTS
(unaudited, continued)

Total charges incurred from our 2023 Fit for Growth program are summarized as follows:

	For the Three Months Ended March 31,					
	2025			2024		
(In millions)	Severance Costs	Accelerated Depreciation and Other Costs	Total	Severance Costs	Accumulated Depreciation and Other Costs	Total
Selling, general and administrative	\$ —	\$ (3.9)	\$ (3.9)	\$ —	\$ 1.4	\$ 1.4
Research and development	—	5.1	5.1	—	4.9	4.9
Restructuring charges	35.3	—	35.3	9.3	—	9.3
Total charges	\$ 35.3	\$ 1.2	\$ 36.5	\$ 9.3	\$ 6.3	\$ 15.6

Other Costs: includes costs associated with items such as asset abandonment and write-offs, facility closure costs, pretax gains and losses resulting from the termination of certain leases, employee non-severance expense, consulting fees and other costs.

Reata Integration

Following the close of our Reata acquisition in September 2023, we implemented an integration plan designed to realize operating synergies through cost savings and avoidance. Under this initiative, we estimate we will incur total integration charges of approximately \$35.0 million related to severance and employment costs. These severance and employment costs were substantially incurred during 2023.

Total charges incurred from our Reata integration are summarized as follows:

	For the Three Months Ended March 31,					
	2025			2024		
(In millions)	Severance Costs	Accelerated Depreciation and Other Costs	Total	Severance Costs	Accumulated Depreciation and Other Costs	Total
Selling, general and administrative	\$ —	\$ 1.8	\$ 1.8	\$ —	\$ 1.8	\$ 1.8
Research and development	—	2.3	2.3	—	2.7	2.7
Restructuring charges	(0.2)	—	(0.2)	2.2	—	2.2
Total charges	\$ (0.2)	\$ 4.1	\$ 3.9	\$ 2.2	\$ 4.5	\$ 6.7

In connection with our acquisition of Reata we assumed responsibility for a single-tenant, build-to-suit building of approximately 327,400 square feet of office and laboratory space located in Plano, Texas, with an initial lease term of 16 years. We do not intend to occupy this building and are evaluating opportunities to sublease the property. For additional information on our acquisition of Reata, please read *Note 2, Acquisitions*, to our consolidated financial statements included in our 2024 Form 10-K.

Restructuring Reserve

Charges and spending related to workforce reductions are summarized as follows:

(In millions)	Workforce Reductions	
	2025	2024
Restructuring reserve as of January 1	\$ 31.9	\$ 75.4
Expense	35.3	11.5
Payment	(25.8)	(42.2)
Foreign currency and other adjustments	(1.0)	0.8
Restructuring reserve as of March 31	\$ 40.4	\$ 45.5

BIOGEN INC. AND SUBSIDIARIES
NOTES TO CONDENSED CONSOLIDATED FINANCIAL STATEMENTS
(unaudited, continued)

Note 5: Revenue

Product Revenue

Revenue by product is summarized as follows:

(In millions)	For the Three Months Ended March 31,					
	2025			2024		
	United States	Rest of World	Total	United States	Rest of World	Total
Multiple Sclerosis:						
TECFIDERA	\$ 39.8	\$ 166.3	\$ 206.1	\$ 43.7	\$ 210.6	\$ 254.3
VUMERITY	117.1	21.7	138.8	105.9	21.6	127.5
Total Fumarate	156.9	188.0	344.9	149.6	232.2	381.8
AVONEX	108.6	58.2	166.8	111.2	67.3	178.5
PLEGRIDY	24.1	35.4	59.5	28.6	36.5	65.1
Total Interferon	132.7	93.6	226.3	139.8	103.8	243.6
TYSABRI	200.8	180.7	381.5	213.8	217.5	431.3
FAMPYRA ⁽¹⁾	—	0.3	0.3	—	19.2	19.2
Subtotal: Multiple Sclerosis	490.4	462.6	953.0	503.2	572.7	1,075.9
Rare Disease:						
SPINRAZA	154.4	269.5	423.9	148.5	192.8	341.3
SKYCLARYS ⁽²⁾	69.1	54.8	123.9	73.0	5.0	78.0
QALSODY ⁽³⁾	7.5	8.0	15.5	4.4	0.2	4.6
Subtotal: Rare Disease	231.0	332.3	563.3	225.9	198.0	423.9
Biosimilars:						
BENEPALI	—	111.3	111.3	—	118.7	118.7
IMRALDI	—	47.4	47.4	—	54.8	54.8
FLIXABI	—	13.1	13.1	—	17.8	17.8
BYOOVIZ	4.2	4.7	8.9	3.7	1.9	5.6
TOFIDENCE	0.1	—	0.1	—	—	—
Subtotal: Biosimilars	4.3	176.5	180.8	3.7	193.2	196.9
Other:						
ZURZUVAE	27.7	—	27.7	12.4	—	12.4
Other ⁽⁴⁾	0.4	1.3	1.7	0.9	1.9	2.8
Subtotal: Other	28.1	1.3	29.4	13.3	1.9	15.2
Total product revenue, net	\$ 753.8	\$ 972.7	\$ 1,726.5	\$ 746.1	\$ 965.8	\$ 1,711.9

⁽¹⁾ Effective January 1, 2025, our collaboration and license agreement for FAMPYRA global commercialization rights was terminated.

⁽²⁾ SKYCLARYS became commercially available in the E.U. during the first quarter of 2024.

⁽³⁾ QALSODY became commercially available in the E.U. during the second quarter of 2024.

⁽⁴⁾ Other includes FUMADERM and ADUHELM.

BIOGEN INC. AND SUBSIDIARIES
NOTES TO CONDENSED CONSOLIDATED FINANCIAL STATEMENTS
(unaudited, continued)

We recognized revenue from two wholesalers accounting for 25.9% and 14.1% of gross product revenue for the three months ended March 31, 2025, compared to 25.6% and 11.7% of gross product revenue for the three months ended March 31, 2024.

An analysis of the change in reserves for discounts and allowances is summarized as follows:

(In millions)	Discounts	Contractual Adjustments	Returns	Total
Balance, December 31, 2024	\$ 162.7	\$ 880.8	\$ 48.1	\$ 1,091.6
Current provisions relating to sales in current year	185.7	689.7	5.6	881.0
Adjustments relating to prior years	1.4	(31.4)	3.9	(26.1)
Payments/credits relating to sales in current year	(118.3)	(229.6)	(0.1)	(348.0)
Payments/credits relating to sales in prior years	(64.9)	(359.5)	(3.7)	(428.1)
Balance, March 31, 2025	\$ 166.6	\$ 950.0	\$ 53.8	\$ 1,170.4

The total reserves above, which are included in our condensed consolidated balance sheets, are summarized as follows:

(In millions)	As of March 31, 2025	As of December 31, 2024
Reduction of accounts receivable	\$ 205.2	\$ 154.1
Component of accrued expense and other	965.2	937.5
Total revenue-related reserves	\$ 1,170.4	\$ 1,091.6

Revenue from Anti-CD20 Therapeutic Programs

Revenue from anti-CD20 therapeutic programs is summarized in the table below. For the purposes of this footnote, we refer to RITUXAN and RITUXAN HYCELA collectively as RITUXAN.

(In millions)	For the Three Months Ended March 31,	
	2025	2024
Royalty revenue on sales of OCREVUS	\$ 288.8	\$ 302.7
Biogen's share of pre-tax profits in the U.S. for RITUXAN, GAZYVA and LUNSUMIO	83.7	87.1
Other revenue from anti-CD20 therapeutic programs	5.7	4.2
Total revenue from anti-CD20 therapeutic programs	\$ 378.2	\$ 394.0

For additional information on our collaboration arrangements with Genentech, please read *Note 19, Collaborative and Other Relationships*, to these condensed consolidated financial statements.

Alzheimer's Collaboration Revenue

Alzheimer's collaboration revenue consists of our 50.0% share of LEQEMBI product revenue, net and cost of sales, including royalties, as we are not the principal. We began recognizing Alzheimer's collaboration revenue upon the accelerated approval of LEQEMBI in the U.S. during the first quarter of 2023.

For the three months ended March 31, 2025 and 2024, we recognized approximately \$33.0 million and \$2.8 million, respectively, of Alzheimer's collaboration revenue within our condensed consolidated statements of income.

For additional information on our collaboration arrangements with Eisai, please read *Note 19, Collaborative and Other Relationships*, to these condensed consolidated financial statements.

BIOGEN INC. AND SUBSIDIARIES
NOTES TO CONDENSED CONSOLIDATED FINANCIAL STATEMENTS
(unaudited, continued)

Contract Manufacturing, Royalty and Other Revenue

Contract manufacturing, royalty and other revenue is summarized as follows:

(In millions)	For the Three Months Ended March 31,	
	2025	2024
Contract manufacturing revenue	\$ 282.3	\$ 152.2
Royalty and other revenue	11.0	29.6
Total contract manufacturing, royalty and other revenue	\$ 293.3	\$ 181.8

Contract Manufacturing Revenue

Contract manufacturing revenue primarily reflects amounts earned under contract manufacturing agreements with our strategic customers and batches of LEQEMBI related to our collaboration with Eisai.

Royalty and Other Revenue

Royalty and other revenue primarily reflects royalty revenue on biosimilar products from our license arrangements with Samsung Bioepis and royalties we receive from net sales on products related to patents that we have out-licensed.

For additional information on our license arrangements with Samsung Bioepis and our collaboration arrangements with Eisai, please read *Note 19, Collaborative and Other Relationships*, to these condensed consolidated financial statements.

Note 6: Inventory

The components of inventory are summarized as follows:

(In millions)	As of March 31, 2025	As of December 31, 2024
Raw materials	\$ 306.4	\$ 317.8
Work in process	1,717.0	1,882.8
Finished goods	367.9	353.8
Total inventory	\$ 2,391.3	\$ 2,554.4
<i>Balance Sheet Classification:</i>		
Inventory	\$ 2,273.9	\$ 2,460.5
Investments and other assets	117.4	93.9
Total inventory	\$ 2,391.3	\$ 2,554.4

Long-term inventory is included in investments and other assets within our condensed consolidated balance sheets.

As a result of our acquisition of Reata in September 2023 we recorded a fair value step-up adjustment related to the acquired inventory of SKYCLARYS of approximately \$1.3 billion. This fair value step-up adjustment is being amortized to cost of sales within our condensed consolidated statements of income as the inventory is sold, which we expect will be sold or used by the end of 2028. For the three months ended March 31, 2025 and 2024, amortization from the fair value step-up adjustment was approximately \$51.4 million and \$44.1 million, respectively. For additional information on our acquisition of Reata, please read *Note 2, Acquisitions*, to our consolidated financial statements included in our 2024 Form 10-K.

BIOGEN INC. AND SUBSIDIARIES
NOTES TO CONDENSED CONSOLIDATED FINANCIAL STATEMENTS
(unaudited, continued)

Note 7: Intangible Assets and Goodwill

Intangible Assets

Intangible assets, net of accumulated amortization, impairment charges and adjustments are summarized as follows:

(In millions)	Estimated Life	As of March 31, 2025			As of December 31, 2024		
		Cost	Accumulated Amortization	Net	Cost	Accumulated Amortization	Net
Completed technology	2-31 years	\$ 14,103.6	\$ (6,325.9)	\$ 7,777.7	\$ 14,138.4	\$ (6,254.1)	\$ 7,884.3
In-process research and development	Indefinite until commercialization	1,642.9	—	1,642.9	1,642.9	—	1,642.9
Priority review voucher	Indefinite	100.0	—	100.0	100.0	—	100.0
Trademarks and trade names	Indefinite	64.0	—	64.0	64.0	—	64.0
Total intangible assets		<u>\$ 15,910.5</u>	<u>\$ (6,325.9)</u>	<u>\$ 9,584.6</u>	<u>\$ 15,945.3</u>	<u>\$ (6,254.1)</u>	<u>\$ 9,691.2</u>

Amortization and Impairments

For the three months ended March 31, 2025, amortization and impairment of acquired intangible assets, totaled \$111.8 million, compared to \$78.3 million in the prior year comparative period. The increase was primarily due to amortization for the acquired intangible assets associated with SKYCLARYS and TYSABRI.

For the three months ended March 31, 2025 and 2024, we had no impairment charges.

Completed Technology

Completed technology primarily relates to our other marketed products and programs acquired through asset acquisitions, licenses and business combinations. Completed technology intangible assets are amortized over their estimated useful lives, which range between 2 to 31 years, with a remaining weighted average useful life of 12 years.

IPR&D Related to Business Combinations

IPR&D represents the fair value assigned to research and development assets that we acquired as part of a business combination and had not yet reached technological feasibility at the date of acquisition. Included in IPR&D balances are adjustments related to foreign currency exchange rate fluctuations.

The carrying value associated with our IPR&D assets as of March 31, 2025 and December 31, 2024, primarily relates to the IPR&D programs we acquired in connection with our acquisition of HI-Bio in July 2024, with an estimated fair value of approximately \$1.6 billion.

Priority Review Voucher

In connection with our acquisition of Reata in September 2023 we acquired a rare pediatric disease PRV which may be used to obtain priority review by the FDA for a future regulatory submission or sold to a third party. We recorded the PRV based on its estimated fair value of \$100.0 million as an intangible asset. The estimated fair value of the PRV was based on external purchase and sale transactions of similar vouchers at the time of acquisition.

For additional information on our acquisitions of Reata and HI-Bio, please read *Note 2, Acquisitions*, to our consolidated financial statements included in our 2024 Form 10-K.

BIOGEN INC. AND SUBSIDIARIES
NOTES TO CONDENSED CONSOLIDATED FINANCIAL STATEMENTS
(unaudited, continued)

Estimated Future Amortization of Intangible Assets

The estimated future amortization of finite-lived intangible assets for the next five years is expected to be as follows:

(In millions)	As of March 31, 2025
2025 (remaining nine months)	\$ 350.0
2026	560.0
2027	600.0
2028	630.0
2029	665.0
2030	700.0

Goodwill

The following table provides a roll forward of the changes in our goodwill balance:

(In millions)	As of March 31, 2025
Goodwill, December 31, 2024	\$ 6,478.9
Goodwill resulting from HI-Bio acquisition ⁽¹⁾	(5.1)
Other	3.3
Goodwill, March 31, 2025	\$ 6,477.1

⁽¹⁾ Goodwill resulting from HI-Bio acquisition for the three months ended March 31, 2025, relates to HI-Bio measurement period adjustments recognized during the first quarter of 2025 related to certain income tax adjustments. For additional information on our acquisition of HI-Bio, please read *Note 2, Acquisitions*, to these condensed consolidated financial statements.

As of March 31, 2025, we had no accumulated impairment losses related to goodwill. Other includes adjustments related to foreign currency exchange rate fluctuations.

BIOGEN INC. AND SUBSIDIARIES
NOTES TO CONDENSED CONSOLIDATED FINANCIAL STATEMENTS
(unaudited, continued)

Note 8: Fair Value Measurements

The tables below present information about our assets and liabilities that are regularly measured and carried at fair value and indicate the level within the fair value hierarchy of the valuation techniques we utilized to determine such fair value:

Fair Value Measurements on a Recurring Basis				
As of March 31, 2025				
(In millions)	Total	Quoted Prices in Active Markets (Level 1)	Significant Other Observable Inputs (Level 2)	Significant Unobservable Inputs (Level 3)
Assets:				
Cash equivalents	\$ 2,109.0	\$ —	\$ 2,109.0	\$ —
Marketable equity securities	146.9	146.9	—	—
Other current assets:				
Derivative contracts	40.2	—	40.2	—
Other non-current assets:				
Plan assets for deferred compensation	47.8	—	47.8	—
Total	\$ 2,343.9	\$ 146.9	\$ 2,197.0	\$ —
Liabilities:				
Other current liabilities:				
Derivative contracts	\$ 32.5	\$ —	\$ 32.5	\$ —
Contingent consideration obligations	294.3	—	—	294.3
Other non-current liabilities:				
Derivative contracts	0.8	—	0.8	—
Contingent consideration obligations	228.1	—	—	228.1
Total	\$ 555.7	\$ —	\$ 33.3	\$ 522.4

Fair Value Measurements on a Recurring Basis				
As of December 31, 2024				
(In millions)	Total	Quoted Prices in Active Markets (Level 1)	Significant Other Observable Inputs (Level 2)	Significant Unobservable Inputs (Level 3)
Assets:				
Cash equivalents	\$ 1,664.9	\$ —	\$ 1,664.9	\$ —
Marketable equity securities	179.7	179.7	—	—
Other current assets:				
Derivative contracts	62.5	—	62.5	—
Other non-current assets:				
Plan assets for deferred compensation	42.8	—	42.8	—
Total	\$ 1,949.9	\$ 179.7	\$ 1,770.2	\$ —
Liabilities:				
Other current liabilities:				
Derivative contracts	\$ 11.7	\$ —	\$ 11.7	\$ —
Contingent consideration obligations	291.2	—	—	291.2
Other non-current liabilities:				
Contingent consideration obligations	221.6	—	—	221.6
Total	\$ 524.5	\$ —	\$ 11.7	\$ 512.8

BIOGEN INC. AND SUBSIDIARIES
NOTES TO CONDENSED CONSOLIDATED FINANCIAL STATEMENTS
(unaudited, continued)

Our marketable equity securities represent investments in publicly traded equity securities. Our ability to liquidate our investments in Denali and Sage may be limited by the size of our interest, the volume of market related activity, our concentrated level of ownership and potential restrictions resulting from our status as a collaborator. Therefore, we may realize significantly less than the current value of such investments.

For additional information on our investments in Denali and Sage common stock, please read *Note 19, Collaborative and Other Relationships*, to our consolidated financial statements included in our 2024 Form 10-K.

There have been no material impairments of our assets measured and carried at fair value as of March 31, 2025 and December 31, 2024. In addition, there have been no changes to our valuation techniques as of March 31, 2025 and December 31, 2024.

For a description of our validation procedures related to prices provided by third-party pricing services and our option pricing valuation model, please read *Note 1, Summary of Significant Accounting Policies - Fair Value Measurements*, to our consolidated financial statements included in our 2024 Form 10-K.

Level 3 Assets and Liabilities Held at Fair Value

The following table presents quantitative information, as of the dates indicated, about the valuation techniques and significant unobservable inputs used in the valuation of our Level 3 financial assets and liabilities measured at fair value on a recurring basis:

Quantitative Information about Level 3 Fair Value Measurements					
As of March 31, 2025					
(In millions)	Fair Value	Valuation Technique	Significant Unobservable Input(s)	Range	Weighted Average
Liabilities:					
Contingent consideration obligations	\$ 522.4	Discounted cash flow	Discount rate Expected timing of achievement of development milestones	5.8% - 5.9% 2025 - 2030	5.9 % —

The weighted average discount rates were calculated based on the relative fair values of each distinct contingent consideration obligation related to our acquisition of HI-Bio in July 2024. In addition, we apply various probabilities of technological and regulatory success to the valuation models to estimate the fair values of these contingent consideration obligations, which ranged from approximately 70.0% to near certain probability as of March 31, 2025.

There were no transfers of assets or liabilities into or out of Level 3 as of March 31, 2025 and December 31, 2024.

Contingent Consideration Obligations

In connection with our acquisition of HI-Bio in July 2024 we agreed to make additional payments based upon the achievement of certain milestone events. The following table provides a roll forward of the fair value of our contingent consideration obligations, which were classified as Level 3 measurements:

(In millions)	As of March 31, 2025
Fair value, beginning of period	\$ 512.8
Changes in fair value	9.6
Fair value, end of period	\$ 522.4

Changes in the fair value of our contingent consideration obligations are recorded in (gain) loss on fair value remeasurement of contingent consideration in our condensed consolidated statements of income. The fair values of the contingent consideration liabilities were based on a probability-adjusted discounted cash flow calculation using Level 3 fair value measurements and inputs. For additional information on the valuation techniques and inputs utilized in the valuation of our financial assets and liabilities, please read *Note 1, Summary of Significant Accounting Policies*, to our consolidated financial statements included in our 2024 Form 10-K.

As of March 31, 2025, approximately \$294.3 million of the fair value of the total contingent consideration obligations were classified as short-term and reflected as a component of accrued expense and other within our condensed consolidated balance sheets with the remaining \$228.1 million reflected as a component of other long-term liabilities in our condensed consolidated balance sheets.

BIOGEN INC. AND SUBSIDIARIES
NOTES TO CONDENSED CONSOLIDATED FINANCIAL STATEMENTS
(unaudited, continued)

For the three months ended March 31, 2025, the changes in the fair value of our contingent consideration obligations were primarily due to changes in interest rates used to revalue our contingent consideration liabilities and the passage of time.

Financial Instruments Not Carried at Fair Value

Other Financial Instruments

Due to the short-term nature of certain financial instruments, the carrying value reflected in our condensed consolidated balance sheets for current accounts receivable, due from anti-CD20 therapeutic programs, other current assets, accounts payable and accrued expense and other, approximates fair value.

Debt Instruments

The fair and carrying values of our debt instruments, which are Level 2 liabilities, are summarized as follows:

(In millions)	As of March 31, 2025		As of December 31, 2024	
	Fair Value	Carrying Value	Fair Value	Carrying Value
<i>Current portion:</i>				
4.050% Senior Notes due September 15, 2025	\$ 1,746.1	\$ 1,749.1	\$ 1,741.0	\$ 1,748.6
Current portion of notes payable	1,746.1	1,749.1	1,741.0	1,748.6
<i>Non-current portion:</i>				
2.250% Senior Notes due May 1, 2030	1,323.3	1,495.0	1,295.6	1,494.7
5.200% Senior Notes due September 15, 2045	1,008.2	1,101.2	1,008.0	1,101.1
3.150% Senior Notes due May 1, 2050	945.4	1,475.1	943.7	1,475.0
3.250% Senior Notes due February 15, 2051	448.7	477.4	448.9	476.4
Non-current portion of notes payable	3,725.6	4,548.7	3,696.2	4,547.2
Total notes payable	\$ 5,471.7	\$ 6,297.8	\$ 5,437.2	\$ 6,295.8

The fair values of each of our series of Senior Notes were determined through market, observable and corroborated sources. The changes in the fair values of our Senior Notes as of March 31, 2025, compared to December 31, 2024, are primarily related to decreases in U.S. treasury yields, partially offset by increases in credit spreads used to value our Senior Notes since December 31, 2024. For additional information related to our Senior Notes, please read *Note 13, Indebtedness*, to our consolidated financial statements included in our 2024 Form 10-K.

Note 9: Financial Instruments

The following table summarizes our financial assets with maturities of less than 90 days from the date of purchase included in cash and cash equivalents in our condensed consolidated balance sheets:

(In millions)	As of March 31, 2025	As of December 31, 2024
Money market funds	\$ 2,109.0	\$ 1,664.9
Total	\$ 2,109.0	\$ 1,664.9

The carrying value of our money market funds approximates fair value due to their short-term maturities.

BIODEN INC. AND SUBSIDIARIES
NOTES TO CONDENSED CONSOLIDATED FINANCIAL STATEMENTS
(unaudited, continued)

Our marketable equity securities gains (losses) are recorded in other (income) expense, net in our condensed consolidated statements of income. The following tables summarize our marketable equity securities, classified as available-for-sale:

As of March 31, 2025				
(In millions)	Amortized Cost	Gross Unrealized Gains	Gross Unrealized Losses	Fair Value
Marketable equity securities				
Marketable equity securities, non-current	\$ 668.7	\$ —	\$ (521.8)	\$ 146.9
Total marketable equity securities	\$ 668.7	\$ —	\$ (521.8)	\$ 146.9

As of December 31, 2024				
(In millions)	Amortized Cost	Gross Unrealized Gains	Gross Unrealized Losses	Fair Value
Marketable equity securities				
Marketable equity securities, non-current	\$ 668.7	\$ —	\$ (489.0)	\$ 179.7
Total marketable equity securities	\$ 668.7	\$ —	\$ (489.0)	\$ 179.7

Strategic Investments

Our strategic investment portfolio includes investments in equity securities of certain biotechnology companies, which are reflected within our disclosures included in *Note 8, Fair Value Measurements*, to these condensed consolidated financial statements, as well as venture capital funds where the underlying investments are in equity securities of certain biotechnology companies and non-marketable equity securities.

As of March 31, 2025 and December 31, 2024, our strategic investment portfolio was comprised of investments totaling \$186.0 million and \$226.7 million, respectively, which are included in investments and other assets within our condensed consolidated balance sheets.

The decrease in our strategic investment portfolio for the three months ended March 31, 2025, was primarily due to the decrease in the fair value of our investment in Denali common stock, partially offset by an increase in the fair value of our investment in Sage common stock.

For additional information on our investments in Denali and Sage common stock, please read *Note 19, Collaborative and Other Relationships*, to our consolidated financial statements included in our 2024 Form 10-K.

Note 10: Derivative Instruments

Foreign Currency Forward Contracts - Hedging Instruments

Due to the global nature of our operations, portions of our revenue and operating expense are recorded in currencies other than the U.S. dollar. The value of revenue and operating expense measured in U.S. dollars is therefore subject to changes in foreign currency exchange rates. We enter into foreign currency forward contracts and foreign currency options with financial institutions with the primary objective to mitigate the impact of foreign currency exchange rate fluctuations on our international revenue and operating expense.

Foreign currency forward contracts and foreign currency options in effect as of March 31, 2025 and December 31, 2024, had durations of 1 to 15 months and 1 to 12 months, respectively. These contracts have been designated as cash flow hedges and unrealized gains and losses on the portion of these foreign currency forward contracts and foreign currency options that are included in the effectiveness test are reported in AOCI. Realized gains and losses of such contracts and options are recognized in revenue when the sale of product in the currency being hedged is recognized and in operating expense when the expense in the currency being hedged is recorded. We recognize all cash flow hedge reclassifications from AOCI and fair value changes of excluded portions in the same line item in our condensed consolidated statements of income that have been impacted by the hedged item.

BIOGEN INC. AND SUBSIDIARIES
NOTES TO CONDENSED CONSOLIDATED FINANCIAL STATEMENTS
(unaudited, continued)

The notional amount of foreign currency forward contracts and foreign currency options that were entered into to hedge forecasted revenue and operating expense is summarized as follows:

(In millions)	Notional Amount	
	As of March 31, 2025	As of December 31, 2024
Euro	\$ 1,603.6	\$ 1,062.6
British pound	102.5	133.8
Swiss franc	191.6	—
Canadian dollar	30.2	38.6
Total foreign currency forward contracts and options	\$ 1,927.9	\$ 1,235.0

The pre-tax portion of the fair value of these foreign currency forward contracts and foreign currency options that were included in AOCI in total equity is summarized as follows:

(In millions)	As of March 31, 2025	As of December 31, 2024
Unrealized gains	\$ 16.6	\$ 50.6
Unrealized (losses)	(30.7)	(0.3)
Net unrealized gains (losses)	\$ (14.1)	\$ 50.3

We expect the net unrealized losses of approximately \$14.1 million to be settled over the next 15 months, of which approximately \$13.4 million of these net unrealized losses are expected to be settled over the next 12 months, with any amounts in AOCI to be reported as an adjustment to revenue or operating expense. We consider the impact of our and our counterparties' credit risk on the fair value of the contracts as well as the ability of each party to execute its contractual obligations. As of March 31, 2025 and December 31, 2024, credit risk did not materially change the fair value of our foreign currency forward contracts and forward currency options.

The following tables summarize the effect of foreign currency forward contracts and forward currency options designated as hedging instruments in our condensed consolidated statements of income:

For the Three Months Ended March 31,					
Net Gains/(Losses) Reclassified from AOCI into Operating Income (in millions)			Net Gains/(Losses) Excluded from Effectiveness Testing and Recognized in Operating Income (in millions)		
Location	2025	2024	Location	2025	2024
Revenue	\$ 10.9	\$ 2.9	Revenue	\$ 0.4	\$ 0.2
Operating expense	0.7	(2.1)	Operating expense	(1.0)	(1.2)

Foreign Currency Forward Contracts - Other Derivative Instruments

We also enter into other foreign currency forward contracts, usually with durations of one month or less, to mitigate the foreign currency risk related to certain balance sheet positions. We have not elected hedge accounting for these transactions.

The aggregate notional amount of these outstanding foreign currency forward contracts was \$866.7 million and \$738.7 million as of March 31, 2025 and December 31, 2024, respectively. Net gains of \$7.7 million and net losses of \$24.3 million related to these contracts were recorded as a component of other (income) expense, net for the three months ended March 31, 2025 and 2024, respectively.

Summary of Derivative Instruments

While certain of our derivative instruments are subject to netting arrangements with our counterparties, we do not offset derivative assets and liabilities in our condensed consolidated balance sheets. The amounts in the table below would not be substantially different if the derivative assets and liabilities were offset.

BIODEN INC. AND SUBSIDIARIES
NOTES TO CONDENSED CONSOLIDATED FINANCIAL STATEMENTS
(unaudited, continued)

The following table summarizes the fair value and presentation in our condensed consolidated balance sheets of our outstanding derivative instruments, including those designated as hedging instruments:

(In millions)	Balance Sheet Location	As of March 31, 2025	As of December 31, 2024
<i>Cash Flow Hedging Instruments:</i>			
Asset derivative instruments	Other current assets	\$ 22.6	\$ 58.4
Liability derivative instruments	Accrued expense and other	28.8	0.3
	Other long-term liabilities	0.8	—
<i>Other Derivative Instruments:</i>			
Asset derivative instruments	Other current assets	17.6	4.1
Liability derivative instruments	Accrued expense and other	3.7	11.4

Note 11: Property, Plant and Equipment

Property, plant and equipment are recorded at historical cost, net of accumulated depreciation. Accumulated depreciation on property, plant and equipment was \$2,742.9 million and \$2,670.8 million as of March 31, 2025 and December 31, 2024, respectively. For the three months ended March 31, 2025 and 2024, depreciation expense totaled approximately \$71.4 million and \$69.3 million, respectively.

Note 12: Leases

New Corporate Headquarters Lease

In March 2025 we entered into a lease agreement with MIT Investment Management Company and BioMed Realty for the lease of approximately 580,000 square feet of office and research and development space located at 75 Broadway, Cambridge, Massachusetts, which will be used as our new global corporate headquarters. The new lease is intended to replace two existing leases, both in Cambridge, Massachusetts, including our current corporate headquarters. We expect the initial lease term of approximately 15.5 years to commence on May 31, 2028. The estimated minimum lease payments as a result of the new lease total approximately \$1.5 billion over the initial lease term. We have an option to extend the lease for three extension periods of five years each and one six month short-term extension, at then market-based rates. We will account for this lease as a right-of-use asset and lease liability upon the lease commencement date.

For additional information on our accounting policies relating to leases, please read *Note 1, Summary of Significant Accounting Policies - Leases*, to our consolidated financial statements included in our 2024 Form 10-K.

Note 13: Indebtedness

2023 Term Loan Credit Agreement

In connection with our acquisition of Reata in September 2023 we entered into a \$1.5 billion term loan credit agreement. On the closing date of the Reata acquisition we drew \$1.0 billion from the 2023 Term Loan, comprised of a \$500.0 million floating rate 364-day tranche and a \$500.0 million floating rate three-year tranche. The remaining unused commitment of \$500.0 million was terminated. As of December 31, 2023, we repaid \$350.0 million of the 364-day tranche. The remaining \$150.0 million portion of the 364-day tranche was repaid during the first quarter of 2024.

Additionally, during the first quarter of 2024 we repaid \$250.0 million of the three-year tranche, with the remaining \$250.0 million portion being subsequently repaid in full during the second quarter of 2024. For additional information on our acquisition of Reata, please read *Note 2, Acquisitions*, to our consolidated financial statements included in our 2024 Form 10-K.

BIAGEN INC. AND SUBSIDIARIES
NOTES TO CONDENSED CONSOLIDATED FINANCIAL STATEMENTS
(unaudited, continued)

Note 14: Equity

Share Repurchases

In October 2020 our Board of Directors authorized our 2020 Share Repurchase Program, which is a program to repurchase up to \$5.0 billion of our common stock. Our 2020 Share Repurchase Program does not have an expiration date. All shares repurchased under our 2020 Share Repurchase Program were retired. There were no share repurchases of our common stock during the three months ended March 31, 2025 and 2024. Approximately \$2.1 billion remained available under our 2020 Share Repurchase Program as of March 31, 2025.

Accumulated Other Comprehensive Income (Loss)

The following tables summarize the changes in AOCI, net of tax by component:

(In millions)	For the Three Months Ended March 31, 2025			
	Unrealized Gains (Losses) on Cash Flow Hedges, Net of Tax	Unrealized Gains (Losses) on Pension Benefit Obligation, Net of Tax	Currency Translation Adjustments, Net of Tax	Total
Balance, December 31, 2024	\$ 51.6	\$ (16.6)	\$ (171.2)	\$ (136.2)
Other comprehensive income (loss) before reclassifications	(47.5)	0.4	19.1	(28.0)
Amounts reclassified from AOCI	(10.3)	—	—	(10.3)
Net current period other comprehensive income (loss)	(57.8)	0.4	19.1	(38.3)
Balance, March 31, 2025	\$ (6.2)	\$ (16.2)	\$ (152.1)	\$ (174.5)

(In millions)	For the Three Months Ended March 31, 2024			
	Unrealized Gains (Losses) on Cash Flow Hedges, Net of Tax	Unrealized Gains (Losses) on Pension Benefit Obligation, Net of Tax	Currency Translation Adjustments, Net of Tax	Total
Balance, December 31, 2023	\$ (25.0)	\$ (2.6)	\$ (126.1)	\$ (153.7)
Other comprehensive income (loss) before reclassifications	15.4	(0.1)	(21.4)	(6.1)
Amounts reclassified from AOCI	(0.7)	—	—	(0.7)
Net current period other comprehensive income (loss)	14.7	(0.1)	(21.4)	(6.8)
Balance, March 31, 2024	\$ (10.3)	\$ (2.7)	\$ (147.5)	\$ (160.5)

The following table summarizes the amounts reclassified from AOCI:

(In millions)	Amounts Reclassified from AOCI				Income Statement Location
	For the Three Months Ended March 31,				
	2025		2024		
Gains (losses) on cash flow hedges	\$	10.9	\$	2.9	Revenue
		0.7		(2.1)	Operating expense
		(0.1)		0.1	Other (income) expense, net
		(1.2)		(0.2)	Income tax (benefit) expense
Total reclassifications, net of tax	\$	10.3	\$	0.7	

BIAGEN INC. AND SUBSIDIARIES
NOTES TO CONDENSED CONSOLIDATED FINANCIAL STATEMENTS
(unaudited, continued)

Note 15: Earnings per Share

Basic and diluted shares outstanding used in our earnings per share calculation are calculated as follows:

(In millions)	For the Three Months Ended March 31,	
	2025	2024
<i>Numerator:</i>		
Net income attributable to Biogen Inc.	\$ 240.5	\$ 393.4
<i>Denominator:</i>		
Weighted average number of common shares outstanding	146.1	145.2
Effect of dilutive securities:		
Time-vested restricted stock units	0.5	0.5
Performance stock units settled in stock	—	0.2
Dilutive potential common shares	0.5	0.7
Shares used in calculating diluted earnings per share	146.6	145.9

Amounts excluded from the calculation of net income per diluted share because their effects were anti-dilutive were insignificant.

Note 16: Share-Based Payments

Share-based Compensation Expense

The following table summarizes share-based compensation expense included in our condensed consolidated statements of income:

(In millions)	For the Three Months Ended March 31,	
	2025	2024
Research and development	\$ 32.1	\$ 27.4
Selling, general and administrative	52.0	44.0
Subtotal	84.1	71.4
Capitalized share-based compensation costs	(3.1)	(3.3)
Share-based compensation expense included in total cost and expense	81.0	68.1
Income tax effect	(16.0)	(12.9)
Share-based compensation expense included in net income attributable to Biogen Inc.	\$ 65.0	\$ 55.2

The following table summarizes share-based compensation expense associated with each of our share-based compensation programs:

(In millions)	For the Three Months Ended March 31,	
	2025	2024
Time-vested restricted stock units	\$ 66.1	\$ 57.3
Performance stock units settled in stock	13.6	10.5
Employee stock purchase plan	3.5	4.5
Performance stock units settled in cash	—	(2.1)
Stock options	0.9	0.9
Market stock units	—	0.3
Subtotal	84.1	71.4
Capitalized share-based compensation costs	(3.1)	(3.3)
Share-based compensation expense included in total cost and expense	\$ 81.0	\$ 68.1

BIOGEN INC. AND SUBSIDIARIES
NOTES TO CONDENSED CONSOLIDATED FINANCIAL STATEMENTS
(unaudited, continued)

We estimate the fair value of our obligations associated with our performance stock units settled in cash at the end of each reporting period through expected settlement. Cumulative adjustments to these obligations are recognized each quarter to reflect changes in the stock price and estimated outcome of the performance-related conditions.

Note 17: Income Taxes

Tax Rate

A reconciliation between the U.S. federal statutory tax rate and our effective tax rate is summarized as follows:

	For the Three Months Ended March 31,	
	2025	2024
Statutory rate	21.0 %	21.0 %
State taxes	1.9	1.5
Taxes on foreign earnings, including valuation allowances	(9.9)	(3.7)
Tax credits	(1.9)	(2.5)
Purchased inventory valuation step-up and intangible assets	2.7	1.3
GILTI	1.3	(2.7)
Share-based compensation awards	5.5	0.7
Other, including permanent items	2.1	(0.2)
Effective tax rate	22.7 %	15.4 %

Changes in Tax Rate

For the three months ended March 31, 2025, compared to the same period in 2024, the increase in our effective tax rate was partially driven by the impacts of certain share-based compensation awards that vested during the first quarter of 2025 and the changes in the territorial mix of our profitability. This is partially offset by benefits related to a decrease in our foreign valuation allowance and our estimate of our Pillar Two minimum tax liabilities, both of which are included in our taxes on foreign earnings, including valuation allowance.

Accounting for Uncertainty in Income Taxes

We and our subsidiaries are routinely examined by various taxing authorities. We file income tax returns in various U.S. states and in U.S. federal and other foreign jurisdictions. With few exceptions, we are no longer subject to U.S. federal tax examination for years before 2021 or state, local or non-U.S. income tax examinations for years before 2013.

The U.S. Internal Revenue Service and other national tax authorities routinely examine our intercompany transfer pricing with respect to intellectual property related transactions and it is possible that they may disagree with one or more positions we have taken with respect to such valuations.

It is reasonably possible that we will adjust the value of our uncertain tax positions related to certain transfer pricing, collaboration matters, withholding taxes and other issues as we receive additional information from various taxing authorities, including reaching settlements with such authorities.

We estimate that it is reasonably possible that our gross unrecognized tax benefits, exclusive of interest, could decrease by up to approximately \$40.0 million in the next 12 months as a result of various audit closures, settlements and expiration of the statute of limitations.

BIOGEN INC. AND SUBSIDIARIES
NOTES TO CONDENSED CONSOLIDATED FINANCIAL STATEMENTS
(unaudited, continued)

Note 18: Other Consolidated Financial Statement Detail

Other (Income) Expense, Net

Components of other (income) expense, net, are summarized as follows:

(In millions)	For the Three Months Ended March 31,	
	2025	2024
Interest income	\$ (23.9)	\$ (17.4)
Interest expense	60.0	69.2
(Gains) losses on investments, net	35.6	30.6
Foreign exchange (gains) losses, net	(3.8)	9.4
Other, net	0.5	1.9
Total other (income) expense, net	\$ 68.4	\$ 93.7

The (gains) losses on investments, net, as reflected in the table above, relate to equity securities of certain biotechnology companies, venture capital funds where the underlying investments are in equity securities of certain biotechnology companies and non-marketable equity securities.

The following table summarizes our (gains) losses on investments, net that relate to our equity securities held during the following periods:

(In millions)	For the Three Months Ended March 31,	
	2025	2024
Net (gains) losses recognized on equity securities	\$ 35.6	\$ 30.6
Less: Net (gains) losses realized on equity securities	(5.4)	4.9
Net unrealized (gains) losses recognized on equity securities	\$ 41.0	\$ 25.7

The net unrealized losses recognized during the three months ended March 31, 2025, primarily reflect a decrease in the aggregate fair value of our investments in Denali common stock of approximately \$48.5 million, partially offset by an increase in the fair value of Sage common stock of approximately \$15.7 million.

The net unrealized losses recognized during the three months ended March 31, 2024, primarily reflect a decrease in the aggregate fair value of our investments in Sage and Denali common stock of approximately \$27.7 million, partially offset by an increase in the fair value of Sangamo common stock of approximately \$1.4 million.

Accrued Expense and Other

Accrued expense and other consists of the following:

(In millions)	As of March 31, 2025	As of December 31, 2024
Revenue-related reserves for discounts and allowances	\$ 965.2	\$ 937.5
Employee compensation and benefits	192.3	375.8
Collaboration expense	233.1	309.0
Royalties and licensing fees	166.9	190.2
Current portion of contingent consideration obligations	294.3	291.2
Other	678.9	704.0
Total accrued expense and other	\$ 2,530.7	\$ 2,807.7

Other Long-term Liabilities

Other long-term liabilities were \$751.7 million and \$732.3 million as of March 31, 2025 and December 31, 2024, respectively, and included accrued income taxes totaling \$162.1 million and \$156.7 million, respectively.

BIOMER INC. AND SUBSIDIARIES
NOTES TO CONDENSED CONSOLIDATED FINANCIAL STATEMENTS
(unaudited, continued)

Note 19: Collaborative and Other Relationships

Genentech, Inc. (Roche Group)

We have certain business and financial rights with respect to RITUXAN for the treatment of non-Hodgkin's lymphoma, CLL and other conditions; RITUXAN HYCELA for the treatment of non-Hodgkin's lymphoma and CLL; GAZYVA for the treatment of CLL and follicular lymphoma; OCREVUS for the treatment of PPMS and RMS; LUNSUMIO for the treatment of relapsed or refractory follicular lymphoma; COLUMVI, a bispecific antibody for the treatment of non-Hodgkin's lymphoma; and have the option to add other potential anti-CD20 therapies, pursuant to our collaboration arrangements with Genentech, a wholly-owned member of the Roche Group. For purposes of this footnote, we refer to RITUXAN and RITUXAN HYCELA collectively as RITUXAN.

RITUXAN

Genentech and its affiliates are responsible for the worldwide manufacture of RITUXAN as well as all development and commercialization activities as follows:

- **U.S.:** We have co-exclusively licensed our rights to develop, commercialize and market RITUXAN in the U.S.
- **Canada:** We have co-exclusively licensed our rights to develop, commercialize and market RITUXAN in Canada.

GAZYVA

The Roche Group and its sub-licensees maintain sole responsibility for the development, manufacture and commercialization of GAZYVA in the U.S. The level of gross sales of GAZYVA in the U.S. has impacted our percentage of the co-promotion profits for RITUXAN and LUNSUMIO, as summarized in the table below.

OCREVUS

Pursuant to the terms of our collaboration arrangements with Genentech, we receive a tiered royalty on U.S. net sales from 13.5% and increasing up to 24.0% if annual net sales exceed \$900.0 million. There will be a 50.0% reduction to these royalties upon the first entry of an FDA approved biosimilar to OCREVUS.

In addition, we receive a gross 3.0% royalty on net sales of OCREVUS outside the U.S., with the royalty period lasting 11 years from the first commercial sale of OCREVUS on a country-by-country basis.

The commercialization of OCREVUS does not impact the percentage of the co-promotion profits we receive for RITUXAN, LUNSUMIO or GAZYVA. Genentech is solely responsible for development and commercialization of OCREVUS and funding future costs. Genentech cannot develop OCREVUS in CLL, non-Hodgkin's lymphoma or rheumatoid arthritis.

OCREVUS royalty revenue is based on our estimates from third party and market research data of OCREVUS sales occurring during the corresponding period. Differences between actual and estimated royalty revenue will be adjusted for in the period in which they become known, which is generally expected to be the following quarter.

LUNSUMIO

We are entitled to a tiered share of co-promotion operating profits and losses in the U.S., as summarized in the table below. In addition, we receive low-single digit royalties on sales of LUNSUMIO outside the U.S.

COLUMVI

Genentech has sole decision-making rights on the commercialization of COLUMVI within the U.S. and we receive tiered royalties in the mid-single digit range on net sales of COLUMVI in the U.S. Under the terms of this agreement, we have no payment obligations. The commercialization of COLUMVI does not impact the percentage of the co-promotion profits we receive for RITUXAN, LUNSUMIO or GAZYVA.

BIOGEN INC. AND SUBSIDIARIES
NOTES TO CONDENSED CONSOLIDATED FINANCIAL STATEMENTS
(unaudited, continued)

Profit-sharing Formulas

RITUXAN and LUNSUMIO Profit Share

Our current pretax co-promotion profit-sharing formula for RITUXAN and LUNSUMIO in the U.S. provides for a 30.0% share on the first \$50.0 million of combined co-promotion operating profits earned each calendar year. As a result of the FDA approval of LUNSUMIO our share of the combined annual co-promotion profits for RITUXAN and LUNSUMIO in excess of \$50.0 million varies upon the following events, as summarized in the table below:

After LUNSUMIO Approval until the First Threshold Date	37.5 %
After First Threshold Date until the Second Threshold Date	35.0 %
After Second Threshold Date	30.0 %

First Threshold Date means the earlier of (i) the first day of the calendar quarter following the date U.S. gross sales of GAZYVA within any consecutive 12-month period have reached \$500.0 million or (ii) the first date in any calendar year in which U.S. gross sales of LUNSUMIO have reached \$150.0 million.

Second Threshold Date means the later of (i) the first date in any calendar year in which U.S. gross sales of LUNSUMIO have reached \$350.0 million or (ii) January 1 of the calendar year following the calendar year in which the First Threshold Date occurs.

In March 2023 the First Threshold Date was achieved. As a result, beginning in April 2023 the pre-tax profit share for RITUXAN and LUNSUMIO was 35.0%.

GAZYVA Profit Share

Our current pretax profit-sharing formula for GAZYVA provides for a 35.0% share on the first \$50.0 million of operating profits earned each calendar year. Our share of annual co-promotion profits in excess of \$50.0 million varies upon the following events, as summarized in the table below:

Until Second GAZYVA Threshold Date	37.5 %
After Second GAZYVA Threshold Date	35.0 %

Second GAZYVA Threshold Date means the first day of the calendar quarter following the date U.S. gross sales of GAZYVA within any consecutive 12-month period have reached \$500.0 million. The Second GAZYVA Threshold Date can be achieved regardless of whether GAZYVA has been approved in a non-CLL indication.

In March 2023 the Second GAZYVA Threshold Date was achieved. As a result, beginning in April 2023 the pre-tax profit share for GAZYVA was 35.0%.

For additional information on our collaboration arrangements with Genentech, please read *Note 19, Collaborative and Other Relationships*, to our consolidated financial statements included in our 2024 Form 10-K.

Eisai Co., Ltd.

LEQEMBI (lecanemab) Collaboration

We have a collaboration agreement with Eisai to jointly develop and commercialize LEQEMBI (lecanemab), an anti-amyloid antibody for the treatment of Alzheimer's disease (the LEQEMBI Collaboration).

Eisai serves as the lead of LEQEMBI development and regulatory submissions globally with both companies co-commercializing and co-promoting the product, and Eisai having final decision-making authority. All costs, including research, development, sales and marketing expense, are shared equally between us and Eisai. We and Eisai co-promote LEQEMBI and share profits and losses equally. We currently have a supply agreement with Eisai to manufacture LEQEMBI drug substance and drug product through the end of 2031.

In July 2023 the FDA granted traditional approval of LEQEMBI. Prior to receiving traditional approval, LEQEMBI had been granted accelerated approval by the FDA in January 2023, at which time it became commercially available in the U.S. Outside of the U.S., LEQEMBI is now approved in the E.U. (April 2025), China (January 2024), Japan (September 2023) and other international markets. Additionally, in January 2025 the FDA approved LEQEMBI monthly IV maintenance dosing for the treatment of early Alzheimer's disease.

BIOGEN INC. AND SUBSIDIARIES
NOTES TO CONDENSED CONSOLIDATED FINANCIAL STATEMENTS
(unaudited, continued)

Upon commercialization of LEQEMBI in the U.S., we began recognizing our 50.0% share of LEQEMBI product revenue, net and cost of sales, including royalties, within Alzheimer's collaboration revenue in our condensed consolidated statements of income, as we are not the principal.

Our share of LEQEMBI sales and marketing expense and development expense are recorded within selling, general and administrative expense and research and development expense, respectively, within our condensed consolidated statements of income.

A summary of development and sales and marketing expense related to the LEQEMBI Collaboration is as follows:

(In millions)	For the Three Months Ended March 31,	
	2025	2024
Total development expense incurred by the collaboration related to the advancement of LEQEMBI	\$ 52.6	\$ 87.3
Biogen's share of the LEQEMBI Collaboration development expense reflected in research and development expense in our condensed consolidated statements of income	26.3	43.6
Total sales and marketing expense incurred by the LEQEMBI Collaboration	177.7	173.9
Biogen's share of the LEQEMBI Collaboration sales and marketing expense reflected in selling, general and administrative expense in our condensed consolidated statements of income	88.8	86.9

Amounts receivable from Eisai related to the agreements discussed above were approximately \$115.5 million and \$16.7 million as of March 31, 2025 and December 31, 2024, respectively. Amounts payable to Eisai related to the agreements discussed above were approximately \$122.6 million and \$138.0 million as of March 31, 2025 and December 31, 2024, respectively.

For additional information on our collaboration arrangements with Eisai, please read *Note 19, Collaborative and Other Relationships*, to our consolidated financial statements included in our 2024 Form 10-K.

UCB

We have a collaboration agreement with UCB, effective November 2003, to jointly develop and commercialize dapirolizumab pegol, an anti-CD40L pegylated Fab, for the potential treatment of SLE and other future agreed indications. Either we or UCB may propose development of dapirolizumab pegol in additional indications. If the parties do not agree to add an indication as an agreed indication to the collaboration, we or UCB may, at the sole expense of the applicable party, pursue development in such excluded indication(s), subject to an opt-in right of the non-pursuing party after proof of clinical activity.

All costs incurred for agreed indications, including research, development, sales and marketing expense, are shared equally between us and UCB. If marketing approval is obtained, both companies will jointly commercialize dapirolizumab pegol and share profits and losses equally.

A summary of development expense related to the UCB collaboration agreement is as follows:

(In millions)	For the Three Months Ended March 31,	
	2025	2024
Total UCB collaboration development expense	\$ 21.8	\$ 16.6
Biogen's share of UCB collaboration development expense reflected in research and development expense in our condensed consolidated statements of income	10.9	8.3

Sage Therapeutics, Inc.

In November 2020 we entered into a global collaboration and license agreement with Sage to jointly develop and commercialize ZURZUVAE (zuranolone) for the treatment of PPD and potential treatment of MDD and BIIB124 (SAGE-324) for the potential treatment of essential tremor with potential in other neurological conditions such as epilepsy. In July 2024 we and Sage announced that the Phase 2 KINETIC 2 dose-range study of BIIB124 did not meet its endpoints. Based on these results, we discontinued our further development of BIIB124 and terminated our rights under the collaboration and license agreement specific to BIIB124, effective February 17, 2025.

BIAGEN INC. AND SUBSIDIARIES
NOTES TO CONDENSED CONSOLIDATED FINANCIAL STATEMENTS
(unaudited, continued)

In August 2023 the FDA approved ZURZUVAE for adults with PPD, pending DEA scheduling, which was completed in October 2023. Upon approval, ZURZUVAE became the first and only oral, once-daily, 14-day treatment that can provide rapid improvements in depressive symptoms by day 15 for women with PPD. ZURZUVAE for PPD became commercially available in the U.S. during the fourth quarter of 2023. Additionally, the FDA issued a CRL for the NDA for zuranolone in the treatment of adults with MDD. In October 2024 we and Sage agreed to not pursue further development of zuranolone for the potential treatment of MDD. This decision was based on the significant new investment and time we expect would be needed to conduct the additional studies required to support approval of this indication.

Under this collaboration, both companies will share equal responsibility and costs for development as well as profits and losses for commercialization in the U.S. Outside of the U.S., we are responsible for development and commercialization, excluding Japan, Taiwan and South Korea, with respect to zuranolone and may pay Sage potential tiered royalties in the high teens to low twenties. During the fourth quarter of 2023 we accrued a milestone payment due to Sage of \$75.0 million upon the first commercial sale of ZURZUVAE for PPD in the U.S., which was recorded within intangible assets, net in our condensed consolidated balance sheets, and subsequently paid in January 2024.

For the three months ended March 31, 2025 and 2024, we recognized net profit-sharing expense of approximately \$10.1 million and \$5.0 million, respectively, to reflect Sage's 50.0% share of net collaboration results in the U.S., which are recognized in collaboration profit sharing/(loss reimbursement) in our condensed consolidated statements of income.

A summary of development and sales and marketing expense related to the Sage collaboration is as follows:

(In millions)	For the Three Months Ended March 31,	
	2025	2024
Total Sage collaboration development expense	\$ 2.4	\$ 11.6
Biogen's share of Sage collaboration development expense reflected in research and development expense in our condensed consolidated statements of income	1.2	5.8
Total sales and marketing expense incurred by the Sage collaboration	43.5	27.6
Biogen's share of Sage collaboration sales and marketing expense reflected in selling, general and administrative expense and collaboration profit sharing/(loss reimbursement) in our condensed consolidated statements of income	21.7	13.8

Denali Therapeutics Inc.

In August 2020 we entered into a collaboration and license agreement with Denali to co-develop and co-commercialize BII122, a small molecule inhibitor of LRRK2 for Parkinson's disease (LRRK2 Collaboration).

Under the LRRK2 Collaboration, both companies share responsibility and costs for global development based on specified percentages as well as profits and losses for commercialization in the U.S. and China. Outside the U.S. and China we are responsible for commercialization and may pay Denali potential tiered royalties.

A summary of development expense related to the Denali collaboration is as follows:

(In millions)	For the Three Months Ended March 31,	
	2025	2024
Total Denali collaboration development expense	\$ 12.8	\$ 14.2
Biogen's share of Denali collaboration development expense reflected in research and development expense in our condensed consolidated statements of income	7.7	8.5

Stoke Therapeutics, Inc.

In February 2025 we entered into a collaboration and license agreement with Stoke to co-develop and commercialize zorevunersen, an investigational ASO that targets the SCN1A gene for the potential treatment of Dravet syndrome, a rare form of genetic epilepsy associated with refractory seizures and neurodevelopmental impairments.

Under the terms of this agreement, Stoke will continue to lead global development and retain exclusive development and commercialization rights for zorevunersen in the U.S., Canada and Mexico and we will have exclusive rights to commercialize zorevunersen in the rest of the world. Both companies will share responsibility for external clinical development costs, where Stoke is responsible for 70.0% of these development costs and we are responsible for the remaining 30.0% of these development costs.

BIOMER INC. AND SUBSIDIARIES
NOTES TO CONDENSED CONSOLIDATED FINANCIAL STATEMENTS
(unaudited, continued)

In connection with the closing of this transaction we made an upfront payment of \$165.0 million to Stoke, which was recognized as acquired in-process research and development, upfront and milestone expense within our condensed consolidated statements of income for the three months ended March 31, 2025. We may also pay Stoke development and commercial milestone payments that could total up to approximately \$50.0 million and \$335.0 million, respectively, if all the specified milestones set forth in this collaboration are achieved. In addition, we may pay Stoke tiered royalties on potential net sales of any products developed under this collaboration in the low double-digit to high teen percentages.

We also have an exclusive option to license certain future follow-on ASO products targeting the SCN1A gene in all territories worldwide other than the U.S., Canada and Mexico, in exchange for separate milestone, cost sharing and royalty considerations.

A summary of development expense related to the Stoke collaboration agreement is as follows:

(In millions)	For the Three Months Ended March 31, 2025
Total Stoke collaboration development expense	\$ 3.9
Biogen's share of Stoke collaboration development expense reflected in research and development expense in our condensed consolidated statements of income	1.2

Other Research and Discovery Arrangements and Funding Arrangements

These arrangements may include the potential for future milestone payments based on the achievement of certain clinical and commercial development payable over a period of several years.

Royalty Pharma Funding Arrangement

In February 2025 we entered into a funding agreement with Royalty Pharma under which we will receive up to \$200.0 million in 2025 and up to \$50.0 million in 2026 to co-fund our development costs for the litifilimab program. As there is a substantive transfer of risk to the financial partner for the amount invested, the development funding will be recognized by us as an obligation to perform contractual services. We plan to recognize this funding as a reduction to research and development expense within our condensed consolidated statements of income, proportionate to the related expenses. For the three months ended March 31, 2025, we recorded a \$50.0 million reduction to research and development expense within our condensed consolidated statements of income.

If the litifilimab clinical trials are successful for the indications based on the applicable clinical trials, upon regulatory approval in the U.S. or certain major markets in the world, Royalty Pharma will be eligible to receive approval-based fixed milestone payments of up to a total of \$250.0 million. The milestone payments due upon approval will be recorded as a component of other (income) expense, net within our condensed consolidated statements of income, when incurred.

If litifilimab receives regulatory approval, Royalty Pharma will be eligible to royalties of a mid-single digits percentage of the applicable net sales. Royalties on net sales will be recorded as cost of sales within our condensed consolidated statements of income.

MorphoSys AG

As part of our acquisition of HI-Bio, we acquired HI-Bio's pre-existing in-license commitments under third-party agreements with MorphoSys, which include tiered royalties on potential future sales of felzartamab and izastobart/HIB210, ranging from high-single digit to mid-teen percentages, as well as potential development, regulatory and commercial milestone payments related to felzartamab and izastobart/HIB210 of up to \$130.0 million, \$230.0 million and \$640.0 million, respectively. This amount includes milestone payments due upon the first patient dosed in a Phase 3 clinical trial of felzartamab in a first and second indication of \$35.0 million and \$30.0 million, respectively. During the first quarter of 2025 we accrued a milestone payment due to MorphoSys of \$35.0 million upon the first patient dosed in a Phase 3 clinical trial of felzartamab for the treatment of AMR, which was recorded within acquired in-process research and development, upfront and milestone expense in our condensed consolidated statements of income for the three months ended March 31, 2025, and subsequently paid in April 2025.

BIAGEN INC. AND SUBSIDIARIES
NOTES TO CONDENSED CONSOLIDATED FINANCIAL STATEMENTS
(unaudited, continued)

Samsung Bioepis Co., Ltd.

2019 Development and Commercialization Agreement

In December 2019 we completed a transaction with Samsung Bioepis and secured the exclusive rights to commercialize two potential ophthalmology biosimilar products, BYOOVIZ, a ranibizumab biosimilar referencing LUCENTIS, and OPUVIZ, an aflibercept biosimilar referencing EYLEA, in major markets worldwide, including the U.S., Canada, Europe, Japan and Australia. The agreement established that Samsung Bioepis will be responsible for development and will supply both products to us at a pre-specified gross margin of approximately 45.0%.

In October 2024 we notified Samsung Bioepis of our decision to terminate our 2019 Development and Commercialization Agreement (the DCA Agreement) solely within the U.S. and Canada. As a result of this termination we recognized impairment charges of approximately \$20.2 million, which were recorded within amortization and impairment of acquired intangible assets within our consolidated statements of income for the year ended December 31, 2024, included in our 2024 Form 10-K. Biogen will transfer commercialization rights for BYOOVIZ and OPUVIZ in the U.S. and Canada back to Samsung Bioepis over a period of up to 18 months. During this transition period, we will continue to commercialize BYOOVIZ. The termination does not impact the other markets in the DCA Agreement.

In the fourth quarter of 2024 we made a milestone payment of \$15.0 million to Samsung Bioepis related to the approval of OPUVIZ in the E.U., which was recorded within intangible assets, net in our condensed consolidated balance sheets. We may also pay Samsung Bioepis up to approximately \$150.0 million in additional sales-based milestones associated with the remaining major markets covered by the agreement.

2013 Commercial Agreement

In December 2013 we entered into an agreement with Samsung Bioepis to commercialize, over a 10-year term, three anti-TNF biosimilar product candidates which includes IMRALDI, an adalimumab biosimilar referencing HUMIRA, FLIXABI, an infliximab biosimilar referencing REMICADE, and BENEPALI, an etanercept biosimilar referencing ENBREL, in Europe.

In July 2024 we exercised an option to extend this agreement by an additional five years, and paid Samsung Bioepis an option exercise fee of \$60.0 million, which was recognized in intangible assets, net within our condensed consolidated balance sheets as of December 31, 2024.

We reflect revenue on sales of BENEPALI, IMRALDI and FLIXABI to third parties in product revenue, net in our condensed consolidated statements of income and record the related cost of revenue and sales and marketing expense in our condensed consolidated statements of income to their respective line items when these costs are incurred. Royalty payments to AbbVie on sales of IMRALDI are recognized in cost of sales within our condensed consolidated statements of income.

We share 50.0% of the profit or loss related to our 2013 commercial agreement with Samsung Bioepis, which is recognized in collaboration profit sharing/(loss reimbursement) in our condensed consolidated statements of income. For the three months ended March 31, 2025 and 2024, we recognized net profit-sharing expense of approximately \$48.0 million and \$60.6 million, respectively, to reflect Samsung Bioepis' 50.0% sharing of the net collaboration profits.

Other Services

Simultaneous with the formation of Samsung Bioepis, we also entered into a license agreement with Samsung Bioepis. Under this license agreement, we granted Samsung Bioepis an exclusive license to use, develop, manufacture and commercialize biosimilar products created by Samsung Bioepis using Biogen product-specific technology. In exchange, we receive single-digit royalties on biosimilar products developed and commercialized by Samsung Bioepis. Royalty revenue under the license agreement is recognized as a component of contract manufacturing, royalty and other revenue in our condensed consolidated statements of income.

Amounts receivable from Samsung Bioepis related to the agreements discussed above were approximately \$3.9 million and \$7.6 million as of March 31, 2025 and December 31, 2024, respectively. Amounts payable to Samsung Bioepis related to the agreements discussed above were approximately \$72.9 million and \$60.8 million as of March 31, 2025 and December 31, 2024, respectively.

For additional information on our collaboration arrangements with Samsung Bioepis and our other significant collaboration arrangements, please read *Note 19, Collaborative and Other Relationships*, to our consolidated financial statements included in our 2024 Form 10-K.

BIOMED INC. AND SUBSIDIARIES
NOTES TO CONDENSED CONSOLIDATED FINANCIAL STATEMENTS
(unaudited, continued)

Note 20: Investments in Variable Interest Entities

Unconsolidated Variable Interest Entities

We have relationships with various variable interest entities that we do not consolidate as we lack the power to direct the activities that significantly impact the economic success of these entities. These relationships include investments in certain biotechnology companies and research collaboration agreements.

As of March 31, 2025 and December 31, 2024, the carrying value of our investments in certain biotechnology companies representing potential unconsolidated variable interest entities totaled \$19.3 million and \$23.6 million, respectively. Our maximum exposure to loss related to these variable interest entities is limited to the carrying value of our investments.

We have also entered into research collaboration agreements with certain variable interest entities where we are required to fund certain development activities. These development activities are included in research and development expense in our condensed consolidated statements of income as they are incurred. We have provided no financing to these variable interest entities other than previous contractually required amounts.

For additional information on our investments in variable interest entities, please read *Note 20, Investments in Variable Interest Entities*, to our consolidated financial statements included in our 2024 Form 10-K.

Note 21: Litigation

We are currently involved in various claims, investigations and legal proceedings, including the matters described below. For information as to our accounting policies relating to claims and legal proceedings, including use of estimates and contingencies, please read *Note 1, Summary of Significant Accounting Policies*, to our consolidated financial statements included in our 2024 Form 10-K.

With respect to some loss contingencies, an estimate of the possible loss or range of loss cannot be made until management has further information, including, for example, (i) which claims, if any, will survive dispositive motion practice; (ii) information to be obtained through discovery; (iii) information as to the parties' damages claims and supporting evidence; (iv) the parties' legal theories; and (v) the parties' settlement positions. If an estimate of the possible loss or range of loss can be made at this time, it is included in the potential loss contingency description below.

The claims and legal proceedings in which we are involved also include challenges to the scope, validity or enforceability of the patents relating to our products, pipeline or processes and challenges to the scope, validity or enforceability of the patents held by others. These include claims by third parties that we infringe their patents. An adverse outcome in any of these proceedings could result in one or more of the following and have a material impact on our business or consolidated results of operations and financial position: (i) loss of patent protection; (ii) inability to continue to engage in certain activities; and (iii) payment of significant damages, royalties, penalties and/or license fees to third parties.

Loss Contingencies

Securities Litigation asserted against Biogen

We and certain current and former officers are defendants in three securities actions pending in the District Court, one filed by Nadia Shash and Amjad Khan in November 2020, which relates to statements about ADUHELM, one filed by the Oklahoma Firefighters Pension and Retirement System in February 2022, which relates to statements about ADUHELM, and one filed by Thomas Allen Gray in June 2024, which relates to statements about LEQEMBI, TECFIDERA and VUMERITY. All allege violations of federal securities laws under 15 U.S.C. §78j(b) and §78t(a) and 17 C.F.R. §240.10b-5 and seek declarations of the actions as class actions and monetary relief.

BIAGEN INC. AND SUBSIDIARIES
NOTES TO CONDENSED CONSOLIDATED FINANCIAL STATEMENTS
(unaudited, continued)

Derivative Actions

We and members of the Board of Directors are named as defendants in five derivative actions pending in the District Court, one filed by The Booth Family Trust in February 2022, one filed by Elaine Wang in July 2022, one filed by Jonathan Blaufarb (Blaufarb I) in July 2024, one filed by Lawrence Hollin in October 2024 and one filed by Jonathan Blaufarb (Blaufarb II) in October 2024. The Booth, Wang and Blaufarb II actions relate to ADUHELM and other matters, and the Blaufarb I and Hollin actions relate to statements about LEQEMBI, our compliance controls, 2023 earnings guidance and other matters. The actions allege breach of fiduciary duty, waste of corporate assets and other common law claims, and violations of the Securities Exchange Act of 1934, 15 U.S.C. §78a et seq. The actions seek declaratory and injunctive relief, monetary relief payable to Biogen, and attorneys' fees and costs payable to the plaintiffs. All derivative actions are stayed.

IMRALDI Patent Litigation

In June 2022 Fresenius Kabi filed a claim for damages and injunctive relief against Biogen France SAS in the Tribunal de Grande Instance de Paris alleging that IMRALDI, the adalimumab biosimilar product of Samsung Bioepis that Biogen commercializes in Europe, infringes the French counterpart of the EP '488 Patent. In March 2024 the Düsseldorf Regional Court dismissed Fresenius Kabi's claim of infringement of the German counterpart of the EP '488 Patent and Fresenius Kabi has appealed to the Higher Regional Court of Düsseldorf and a decision is pending.

Litigation with Former Convergence Shareholders

In 2015 Biogen acquired Convergence, a U.K. company. In 2019 Shareholder Representative Services LLC, on behalf of the former shareholders of Convergence, asserted claims of \$200.0 million for alleged breaches of the contract pursuant to which we acquired Convergence. In June 2023 Shareholder Representative Services LLC and 24 former shareholders filed a suit against us in the High Court of Justice of England and Wales asserting one of the 2019 claims and seeking payment of \$49.9 million, interest and costs. Trial is scheduled for the second quarter of 2025.

Humana Patient Assistance Litigation

In February 2025 Humana filed suit against Biogen Inc., Biogen U.S. Corp. and Advanced Care Scripts, Inc. in Jefferson Circuit Court in Kentucky alleging damages related to our providing MS patients with free medications and making charitable contributions to non-profit organizations that assist MS patients. Humana alleges breach of contract, fraud and other claims under various state laws and seeks damages, attorneys' fees and costs.

Genentech Litigation

In February 2023 Genentech, Inc. filed suit against us in the U.S. District Court for the Northern District of California and claims that it is owed royalties of approximately \$92.7 million on sales of TYSABRI that occurred after the expiration of a patent licensed by Genentech to Biogen, plus interest and costs. Trial is scheduled to begin in the second quarter of 2025.

Lender Litigation

In April 2025, by agreement of the parties, the court discontinued with prejudice the previously disclosed suit filed in 2024 by BioPharma Credit PLC, BPCR Limited Partnership, and BioPharma Credit Investments V (Master) LP against us and Reata Pharmaceuticals, Inc. in the Supreme Court of the State of New York alleging breach of a loan agreement with Reata.

Antitrust Litigation

In August 2024 we were sued by Local No. 1 Health Fund and in September 2024 we were sued by the Mayor and City Council of Baltimore, New York State Teamsters Council Health and Hospital Fund, Teamsters Local 237 Welfare Fund and Teamsters Local 237 Retirees' Benefit Fund, in cases filed in the U.S. District Court for the Northern District of Illinois. After the cases were consolidated for pre-trial purposes, UFCW Local 1500 Welfare Fund sued us along with these plaintiffs in a consolidated amended complaint filed in November 2024. The plaintiffs allege violations of federal antitrust laws including 15 U.S.C. §§ 1, 2 and 13(c) and of various state laws, based on contracts with pharmacy benefit managers related to TECFIDERA and VUMERITY. Plaintiffs seek declarations of the actions as class actions, monetary, declaratory and equitable relief, and attorneys' fees and costs.

BIAGEN INC. AND SUBSIDIARIES
NOTES TO CONDENSED CONSOLIDATED FINANCIAL STATEMENTS
(unaudited, continued)

Other Matters

Government Investigations

In April 2025 the SEC Division of Enforcement informed us that it has closed the matter in which we had received subpoenas seeking information relating to ADUHELM and its launch and our equity plans, and in April 2025 the DOJ informed us that it has closed the matter in which we had received subpoenas seeking information relating to our business operations in several foreign countries.

As previously disclosed, we have received subpoenas from the SEC seeking information relating to our business operations in several foreign countries.

The Italian Competition Authority is investigating Biogen and other companies in relation to our biosimilar product BYOOVIZ.

TYSABRI Biosimilar Patent Matter

In September 2022 we filed an action in the U.S. District Court for the District of Delaware against Sandoz Inc., other Sandoz entities and Polpharma Biologics S.A. under the Biologics Price Competition and Innovation Act, 42 U.S.C. §262, seeking a declaratory judgment of patent infringement. Trial is scheduled for the second quarter of 2025.

Hatch-Waxman Act Litigation relating to VUMERITY Orange-Book Listed Patents

In July 2023 Biogen and Alkermes Pharma Ireland Limited filed patent infringement proceedings relating to VUMERITY Orange-Book listed patents (U.S. Patent Nos. 8,669,281, 9,090,558 and 10,080,733) pursuant to the Drug Price Competition and Patent Term Restoration Act of 1984 (the Hatch-Waxman Act) in the U.S. District Court for the District of Delaware against Zydus Worldwide DMCC, Zydus Pharmaceuticals (USA) Inc. and Zydus Lifesciences Limited. Trial is scheduled for the third quarter of 2025.

Product Liability and Other Legal Proceedings

We are also involved in product liability claims and other legal proceedings incidental to our normal business activities. While the outcome of any of these proceedings cannot be accurately predicted, we do not believe the ultimate resolution of any of these existing matters would have a material adverse effect on our business or financial condition.

Note 22: Segment Information

We operate and are managed as one operating segment, and derive revenue from activities related to the discovery, development and delivery of innovative therapies for people living with serious and complex diseases.

Our research and development organization is responsible for the research and discovery of new product candidates and supports development and registration efforts for potential future products. Our pharmaceutical, operations and technology organization manages the development of the manufacturing processes, clinical trial supply, commercial product supply, distribution, buildings and facilities. Our commercial organization is responsible for U.S. and international development of our commercial products. We are also supported by corporate staff functions.

Our CEO, as the CODM, manages and allocates resources to the operations of our company on a total company basis by assessing the overall level of resources available and deciding how to best deploy these resources across functions, therapeutic areas and research and development projects that are in line with our long-term company-wide strategic goals. In making these decisions, our CEO is provided with and uses consolidated financial information for purposes of evaluating performance, forecasting future period financial results, allocating resources and setting incentive targets. The CODM performs this assessment based on the segment's net income. Through this analysis, which includes a comparison to budgeted results, the CODM assesses performance and how to allocate resources across the functions discussed above. The measure of segment assets used in determining how to manage and allocate resources is reported within our condensed consolidated balance sheets as total assets.

The table presented below, which was prepared in accordance with the accounting policies discussed in *Note 1, Summary of Significant Accounting Policies*, to our consolidated financial statements included in our 2024 Form 10-K, contains additional information on enterprise-wide disclosures about product revenue, other revenue and long-lived assets, as well as our segment's revenue and profits, including significant segment expense and other segment items. Revenue is primarily attributed to individual countries based on location of the customer or licensee.

BIOGEN INC. AND SUBSIDIARIES
NOTES TO CONDENSED CONSOLIDATED FINANCIAL STATEMENTS
(unaudited, continued)

Additional Segment Information

The following table includes additional information about reported segment revenue, significant segment expense and segment measure of profitability:

(In millions)	For the Three Months Ended March 31,	
	2025	2024
Total revenue	\$ 2,431.0	\$ 2,290.5
Less cost and expense:		
Cost of sales, excluding amortization and impairment of acquired intangible assets:		
Product cost of sales	462.2	377.7
Royalty cost of sales	167.1	164.5
Research and development:		
Research and discovery	44.3	47.6
Early stage programs	72.4	84.1
Late stage programs	49.4	32.6
Marketed products	89.5	118.1
Other research and development costs ⁽¹⁾	178.5	163.0
Acquired in-process research and development, upfront and milestone expense	200.7	7.5
Selling, general and administrative	572.5	581.5
Other segment expense ⁽²⁾	353.9	320.5
Net Income attributable to Biogen Inc.	\$ 240.5	\$ 393.4

⁽¹⁾ Other research and development costs primarily consist of indirect costs incurred in support of overall research and development activities and non-specific programs, including activities that benefit multiple programs, such as management costs, as well as depreciation, information technology and facility-based expenses and are not allocated to a specific program or stage.

⁽²⁾ Other segment expense includes: amortization and impairment of acquired intangible assets; collaboration profit sharing/(loss reimbursement); (gain) loss on fair value remeasurement of contingent consideration; restructuring charges; other (income) expense, net; and income tax (benefit) expense.

ITEM 2. MANAGEMENT'S DISCUSSION AND ANALYSIS OF FINANCIAL CONDITION AND RESULTS OF OPERATIONS

The following discussion should be read in conjunction with our unaudited condensed consolidated financial statements (condensed consolidated financial statements) and the accompanying notes beginning on page 8 of this quarterly report on Form 10-Q and our audited consolidated financial statements and the accompanying notes included in our 2024 Form 10-K.

The results of operations of HI-Bio, along with the estimated fair values of the assets acquired and liabilities assumed in the acquisition, have been included in our condensed consolidated financial statements since the closing of the HI-Bio acquisition on July 2, 2024.

EXECUTIVE SUMMARY

INTRODUCTION

Biogen is a global biopharmaceutical company focused on discovering, developing and delivering innovative therapies for people living with serious and complex diseases. We have a broad portfolio of medicines to treat MS, have introduced the first approved treatment for SMA, co-developed treatments to address a defining pathology of Alzheimer's disease and launched the first approved treatment to target a genetic cause of ALS. We market the first and only drug approved in the U.S., the E.U. and certain international markets for the treatment of FA in adults and adolescents aged 16 years and older. We are focused on advancing our pipeline in neurology, specialized immunology and rare diseases. We support our drug discovery and development efforts through internal research and development programs, external collaborations and acquisitions.

Our marketed products include TECFIDERA, VUMERITY, AVONEX, PLEGRIDY and TYSABRI for the treatment of MS; SPINRAZA for the treatment of SMA; SKYCLARYS for the treatment of FA; QALSODY for the treatment of ALS; and FUMADERM for the treatment of severe plaque psoriasis.

We also have collaborations with Eisai on the commercialization of LEQEMBI for the treatment of Alzheimer's disease and Sage on the commercialization of ZURZUVAE for the treatment of PPD. We have certain business and financial rights with respect to RITUXAN for the treatment of non-Hodgkin's lymphoma, CLL and other conditions; RITUXAN HYCELA for the treatment of non-Hodgkin's lymphoma and CLL; GAZYVA for the treatment of CLL and follicular lymphoma; OCREVUS for the treatment of PPMS and RMS; LUNSUMIO for the treatment of relapsed or refractory follicular lymphoma; COLUMVI, a bispecific antibody for the treatment of non-Hodgkin's lymphoma; and have the option to add other potential anti-CD20 therapies, pursuant to our collaboration arrangements with Genentech, a wholly-owned member of the Roche Group.

We commercialize a portfolio of biosimilars of advanced biologics including: BENEPALI, an etanercept biosimilar referencing ENBREL; IMRALDI, an adalimumab biosimilar referencing HUMIRA; FLIXABI, an infliximab biosimilar referencing REMICADE; and BYOOVIZ, a ranibizumab biosimilar referencing LUCENTIS, in certain international markets. We also have commercialization rights related to OPUVIZ, an aflibercept biosimilar referencing EYLEA, in certain international markets.

For additional information on our collaboration arrangements, please read *Note 19, Collaborative and Other Relationships*, to our condensed consolidated financial statements included in this report.

We seek to ensure an uninterrupted supply of medicines to patients around the world. To that end, we regularly review our manufacturing capacity, capabilities, processes and facilities. In order to support our future growth and drug development pipeline, we expanded our large molecule production capacity and built a large-scale biologics manufacturing facility in Solothurn, Switzerland. In the second quarter of 2021 a portion of this facility (the first manufacturing suite) received a GMP multi-product license from SWISSMEDIC and was placed into service. The second manufacturing suite, which was also licensed to operate by SWISSMEDIC, became operational in the first quarter of 2024. Solothurn has been approved for the manufacture of LEQEMBI. We believe that the Solothurn facility will support our anticipated near to mid-term needs for the manufacturing of biologic assets. The plant represents a significant increase in our overall manufacturing capacity. If we are unable to fully utilize our manufacturing facilities, we will incur additional excess capacity charges which would have a negative effect on our financial condition and results of operations.

In the longer term, our revenue growth will depend upon the successful clinical development, regulatory approval and launch of new commercial products as well as additional indications for our existing products, our ability to obtain

and maintain patents and other rights related to our marketed products, assets originating from our research and development efforts and/or successful execution of external business development opportunities.

BUSINESS ENVIRONMENT

The biopharmaceutical industry and the markets in which we operate are intensely competitive. Many of our competitors are working to develop or have commercialized products similar to those we market. In addition, the commercialization of certain of our own approved products, products of our collaborators and pipeline product candidates may negatively impact future sales of our existing products.

Our products and revenue streams continue to face increasing competition in many markets from the introduction of new originator therapies, generics, biosimilars of existing products and products approved under abbreviated regulatory pathways. Some of these products are likely to be sold at substantially lower prices than branded products. Accordingly, the introduction of such products as well as other lower-priced competing products may significantly reduce both the price that we are able to charge for our products and the volume of products we sell, which will negatively impact our revenue. In addition, in some markets, when a generic or biosimilar version of one of our products is commercialized, it may be automatically substituted for our product and significantly reduce our revenue in a short period of time.

Sales of our products depend, to a significant extent, on the availability and extent of adequate coverage, pricing and reimbursement from government health administration authorities, private health insurers and other organizations. When a new pharmaceutical product is approved, the availability of government and private reimbursement for that product may be uncertain, as is the pricing and amount for which that product will be reimbursed.

Drug prices are under significant scrutiny in the markets in which our products are prescribed; for example the IRA has certain provisions related to drug pricing, including the ability for the U.S. government to set prices for certain drugs in Medicare. We expect drug pricing and other health care costs will continue to be subject to political and societal pressures on a global basis. Additionally, our ability to set the price for our products varies significantly from country to country and, as a result, so can the price or reimbursement of our products. Governments may use a variety of cost-containment measures to control the cost of products, including price cuts, mandatory rebates, value-based pricing and reference pricing (i.e., referencing prices in other countries and using those reference prices to set a price).

Our failure to obtain or maintain adequate coverage, pricing or reimbursement for our products could have an adverse effect on our business, reputation, revenue and results of operations, could curtail or eliminate our ability to adequately fund research and development programs for the discovery and commercialization of new products and/or could cause a decline or volatility in our stock price.

In addition to the impact of competition, pricing actions and other measures being taken worldwide designed to reduce healthcare costs and limit the overall level of government expenditures, our sales and operations could also be affected by other risks of doing business internationally, including the impact of public health epidemics on employees, the global economy and the delivery of healthcare treatments, geopolitical events, tariffs, supply chain disruptions, foreign currency exchange fluctuations, changes in intellectual property legal protections and changes in trade regulations and procedures.

For a detailed discussion on our business environment, please read *Item 1. Business*, in our 2024 Form 10-K. For additional information on our competition and pricing risks that could negatively impact our product sales, please read *Item 1A. Risk Factors* included in this report.

TECFIDERA

Multiple TECFIDERA generic entrants are now in North America, Brazil and certain European countries and have deeply discounted prices compared to TECFIDERA. The generic competition for TECFIDERA has significantly reduced our TECFIDERA revenue and we expect that TECFIDERA revenue will continue to decline. We are defending the validity of our EP 2 653 873 patent related to TECFIDERA which expires in 2028 in opposition proceedings in the European Patent Office. We are also engaged in litigation in Europe to defend and enforce national counterparts of our EP 2 653 873 patent, with mixed results.

TYSABRI

A biosimilar entrant of TYSABRI was approved in the U.S. and the E.U. in 2023. We expect that future sales of TYSABRI may be adversely affected by the entrance of this biosimilar.

GOODWILL

We review our goodwill for impairment annually, as of October 31, and whenever events or changes in circumstances indicate that the carrying value of the goodwill may not be recoverable. As part of this analysis, we compare the fair value of our one reporting unit to its carrying value through the assessment of qualitative, and, if necessary, quantitative factors. If the carrying value of the net assets assigned to the reporting unit exceeds the fair value of our reporting unit, we will record an impairment loss equal to the difference. As of our most recent annual impairment analysis, we had no accumulated impairment losses related to goodwill.

An interim goodwill impairment test based on quantitative factors may be required if adverse events indicate an impairment might be present. We monitor changes to our share price between annual impairment tests, and we believe that general deterioration in macroeconomic and industry-specific conditions may not be indicators of a goodwill impairment, as such conditions may not represent a significant adverse change to our underlying operating performance, cash flows, financial condition or liquidity. Should our market capitalization decline below the carrying value of our net assets for a sustained period, we would consider the length and severity of the decline and the reason for the decline when assessing whether potential goodwill impairment exists.

For additional information on goodwill, please read *Note 7, Intangible Assets and Goodwill*, to our condensed consolidated financial statements included in this report.

BUSINESS UPDATE REGARDING MACROECONOMIC CONDITIONS AND OTHER DISRUPTIONS

Significant portions of our business are conducted in Europe, Asia and other international geographies. Factors such as global health outbreaks, adverse weather events, geopolitical events, tariffs, inflation, labor or raw material shortages and other supply chain disruptions could result in product shortages or other difficulties and delays or increased costs in manufacturing our products.

CURRENT ECONOMIC CONDITIONS

Economic conditions remain vulnerable as markets continue to be impacted in part by elevated inflation, higher interest rates, extreme weather events, global supply chain uncertainties and risks associated with geopolitical conflicts.

GLOBAL SUPPLY CHAIN DISRUPTIONS

Global supply chain disruptions, such as strikes, work stoppages, port congestion, port closures, trade restrictions, capacity constraints and other logistical problems, may affect our ability to do business.

INTERNATIONAL TRADE

Global disputes and interruptions in international relationships, including tariffs, trade protection measures, embargoes, import or export licensing requirements and the imposition of trade sanctions or similar restrictions, may affect our ability to do business and the costs that we incur in providing products to our patients.

For example, the U.S. has imposed a baseline tariff on imports from all countries, subject to certain exceptions. Trade-related tensions between the U.S. and China have led to a series of tariffs and sanctions being imposed by the U.S. on imports from China and retaliatory tariffs imposed by China on U.S. imports.

The U.S. Secretary of Commerce has further initiated an investigation to determine the effects on the national security of imports of pharmaceuticals and pharmaceutical ingredients, including finished drug products, medical countermeasures, critical inputs such as active pharmaceutical ingredients, key starting materials and derivative products of those items, under Section 232 of the Trade Expansion Act of 1962.

There is a high degree of uncertainty concerning what future steps countries and economic blocs will take in response to changes in global trade rules and economics.

We have significant manufacturing presence in the U.S. While our portfolio is evolving, approximately three quarters of our 2024 U.S. product revenue comes from products that are primarily manufactured domestically. However, we, and the pharmaceutical industry, do utilize partners and production facilities located outside the U.S. for certain raw materials, ingredients, processes and components for our pharmaceutical products and their delivery devices. Engaging alternative suppliers may involve seeking additional regulatory approvals and incurring additional costs and risks associated with new suppliers. This may be costly in terms of time and resources needed or result in delays.

Key products that are currently manufactured mainly outside the U.S. are TECFIDERA, VUMERITY and LEQEMBI. In 2024 we initiated a technology transfer process to enable us to manufacture LEQEMBI in the U.S.

In addition, although certain starting materials for SKYCLARYS rely on a single supplier based in China, the manufacturing process, including active pharmaceutical ingredients and drug substance, is primarily conducted in the U.S. We are working to mitigate potential exposure from tariffs across our network.

We currently do not expect a material impact in 2025 from potential tariffs as previously announced by the U.S. Administration on April 2, 2025, even if the exemption for pharmaceuticals were to be removed. This is based on the expected timing of any potential tariffs, our manufacturing footprint, and our inventory levels and positioning. However, we will continue to monitor the current and future global tariff landscape as it evolves.

GEOPOLITICAL TENSIONS

The ongoing geopolitical tensions related to Russia's invasion of Ukraine and the military conflict in the Middle East have resulted in global business disruptions and economic volatility. For example, sanctions and other restrictions have been levied on the government and businesses in Russia. Although we do not have affiliates or employees, in either Russia or Ukraine, we do provide various therapies to patients in Russia through a distributor. Government sanctions on the export of certain manufacturing materials to Russia may delay or limit our ability to get new products approved. The impact of the conflict on our operations and financial performance remains uncertain and will depend on future developments, including the severity and duration of the conflict between Russia and Ukraine, its impact on regional and global economic conditions and whether the conflict spreads or has effects on countries outside Ukraine and Russia.

We will continue to monitor the ongoing conflict between Russia and Ukraine as well as the military conflict in the Middle East and assess any potential impacts on our business, supply chain, partners or customers, as well as any factors that could have an adverse effect on our results of operations. Revenue generated from sales in Russia and Ukraine represent less than 1.0% of total revenue for the three months ended March 31, 2025 and 2024.

INFLATION REDUCTION ACT OF 2022

In August 2022 the IRA was signed into law in the U.S. The IRA introduced new tax provisions, including a 15.0% corporate alternative minimum tax and a 1.0% excise tax on stock repurchases. The provisions of the IRA are effective for periods after December 31, 2022. The IRA did not result in any material adjustments to our income tax provision as of March 31, 2025 and December 31, 2024. Preliminary guidance has been issued by the IRS and we expect additional guidance and regulations to be issued in future periods. We continue to assess its potential impact on our business and results of operations as further information becomes available.

The IRA also contains substantial drug pricing reforms that may have a significant impact on the pharmaceutical industry in the U.S. This includes the following:

- (i) allowing CMS to negotiate prices for select high-cost Medicare Part D drugs (beginning in 2026) and Part B drugs (beginning in 2028) to reduce out-of-pocket prescription drug costs for beneficiaries, potentially resulting in higher contributions from plans and manufacturers;
- (ii) drug inflationary rebate requirements to penalize manufacturers from raising the prices of Medicare covered single-source drugs and biologics beyond the inflation-adjusted rate, beginning in 2022 for Part D drugs and 2023 for Part B drugs;
- (iii) to incentivize biosimilar development, the IRA provides an 8.0% Medicare Part B add-on payment for qualifying biosimilar products for a five-year period; and
- (iv) Medicare Part D redesign which replaces the current coverage gap provisions and establishes a \$2,000 cap for out-of-pocket costs for Medicare beneficiaries beginning in 2025, with manufacturers being responsible for up to 10.0% of costs up to the \$2,000 cap and up to 20.0% after that cap is reached. Manufacturers that qualify as either specified or specified small manufacturers will phase-in the new manufacturer liability for prescription drug costs over a 7-year period from 2025 to 2031 for certain Medicare Part D drugs dispensed to certain beneficiaries. In April 2024 CMS informed us that we qualified for the specified manufacturer exception pertaining to the Medicare Part D redesign.

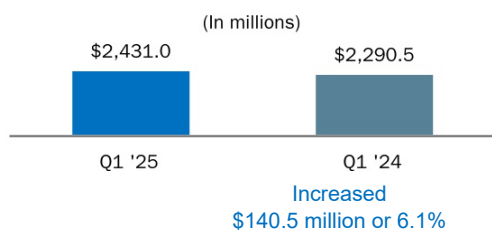
We expect the IRA's drug pricing controls and Medicare Part D redesign may have an adverse impact on our sales, particularly for our products that are more substantially reliant on Medicare reimbursement. We anticipate the IRA Medicare Part D redesign will have a modest net unfavorable impact to our 2025 revenue, ranging from approximately \$50.0 million to \$100.0 million, concentrated in our SKYCLARYS and MS portfolio product revenue, approximately a third of which could be associated with SKYCLARYS.

The degree of impact from this legislation on our business depends on a number of forthcoming implementation actions by regulatory authorities, the full extent of the IRA's impacts on our sales and, in turn, our business, remains uncertain.

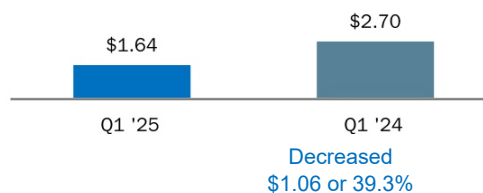
FINANCIAL HIGHLIGHTS

As described below under *Results of Operations*, our net income and diluted earnings per share attributable to Biogen Inc. for the three months ended March 31, 2025, compared to the three months ended March 31, 2024, reflects the following:

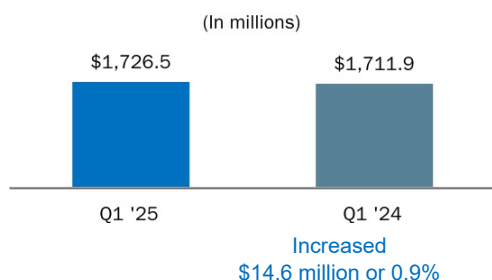
TOTAL REVENUE



DILUTED EARNINGS PER SHARE



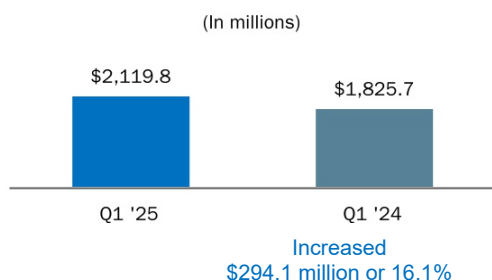
PRODUCT REVENUE, NET



- The decrease in MS product revenue was primarily due to a decrease in global TECFIDERA and Interferon demand due to increased competition, as well as a decrease in global TYSABRI revenue driven by increased competition, including the impacts from a biosimilar entrant of TYSABRI in Europe, and a decrease in pricing in rest of world TYSABRI.
- The increase in rare disease product revenue was primarily due to an increase in rest of world SPINRAZA revenue driven by a one-time VAT refund received during the first quarter of 2025 of approximately \$18.1 million and the timing of shipments in rest of world markets, as well as higher revenue from new product launches, including global SKYCLARYS revenue of \$123.9 million and global QALSODY revenue of \$15.5 million in the first quarter of 2025.

- MS revenue decreased \$122.9 million, or 11.4%
- Rare disease revenue increased \$139.4 million, or 32.9%

TOTAL COST AND EXPENSE



- Cost of sales increased \$87.1 million, or 16.1%
- R&D expense decreased \$11.3 million, or 2.5%
- Acquired IPR&D, upfront and milestone expense increased \$193.2 million
- SG&A expense decreased \$9.0 million, or 1.5%

- The increase in cost of sales was primarily due to higher contract manufacturing revenue and approximately \$51.4 million in SKYCLARYS amortization costs, partially offset by lower inventory write-offs in the first quarter of 2025.
- The decrease in R&D expense was primarily driven by continued cost reduction measures realized in connection with our portfolio prioritization initiatives and our Fit for Growth program, offset in part by higher spend on clinical trials, including litifilimab and felzartamab. Higher clinical trial spend related to litifilimab was partially offset by \$50.0 million in R&D funding received from Royalty Pharma.
- The increase in acquired IPR&D, upfront and milestone expense was primarily due to an upfront payment of \$165.0 million to Stoke in connection with the closing of our collaboration and license agreement in March 2025, as well as a \$35.0 million milestone accrued during the first quarter of 2025 in connection with the first patient dosed in a Phase 3 clinical trial of felzartamab for the treatment of AMR.
- The decrease in SG&A expense was primarily due to the continued realization of cost-reduction measures in connection with our Fit for Growth program partially offset by an increase in operational spending on sales and marketing activities in support of product launches.

FINANCIAL CONDITION, LIQUIDITY AND CAPITAL RESOURCES

- Cash and cash equivalents totaled approximately \$2.6 billion as of March 31, 2025, compared to approximately \$2.4 billion as of December 31, 2024.
- We generated approximately \$259.3 million of net cash flow from operations for the three months ended March 31, 2025, compared to approximately \$553.2 million in the prior year

comparative period. This year-over-year reduction was due in part to the upfront payment of \$165.0 million to Stoke in connection with the closing of our collaboration and license agreement in March 2025 as well as higher employee-benefit payments.

RECENT DEVELOPMENTS

CORPORATE MATTERS

NEW CORPORATE HEADQUARTERS LEASE

In March 2025 we entered into a lease agreement with MIT Investment Management Company and BioMed Realty for the lease of approximately 580,000 square feet of office and research and development space located at 75 Broadway, Cambridge, Massachusetts, which will be used as our new global corporate headquarters. The new lease is intended to replace two existing leases, both in Cambridge, Massachusetts, including our current corporate headquarters. We expect the initial lease term of approximately 15.5 years to commence on May 31, 2028.

For additional information on our lease agreement, please read *Note 12, Leases*, to our condensed consolidated financial statements included in this report.

COLLABORATIVE AND OTHER RELATIONSHIPS

STOKE THERAPEUTICS, INC. COLLABORATION

In February 2025 we entered into a collaboration and license agreement with Stoke to co-develop and commercialize zorevunersen, an investigational ASO that targets the SCN1A gene for the potential treatment of Dravet syndrome, a rare form of genetic epilepsy associated with refractory seizures and neurodevelopmental impairments. Zorevunersen is a Phase 3-ready disease modifying asset on track to initiate a global Phase 3 registrational study in the second quarter of 2025. Under the terms of this agreement, Stoke will continue to lead global development and retain exclusive development and commercialization rights for zorevunersen in the U.S., Canada and Mexico and we will have exclusive rights to commercialize zorevunersen in the rest of the world. In connection with the closing of this transaction, we made an upfront payment of \$165.0 million to Stoke.

We also have an exclusive option to license certain future follow-on ASO products targeting the SCN1A gene in all territories worldwide other than the U.S., Canada and Mexico, in exchange for separate milestone, cost sharing and royalty considerations.

For additional information on our collaboration arrangement with Stoke, please read *Note 19, Collaborative and Other Relationships*, to our condensed consolidated financial statements included in this report.

ROYALTY PHARMA FUNDING ARRANGEMENT

In February 2025 we entered into a funding agreement with Royalty Pharma under which we will receive up to \$200.0 million in 2025 and up to \$50.0 million in 2026 to co-fund our development costs for the litifilimab program. As there is a substantive transfer of risk to the financial partner for the amount invested, the development funding will be recognized by us as an obligation to perform contractual services. We plan to recognize this funding as a reduction to research and development expense within our condensed consolidated statements of income, proportionate to the related expenses. For the three months ended March 31, 2025, we recorded a reduction to research and development expense of \$50.0 million.

If the litifilimab clinical trials are successful for the indications based on the applicable clinical trials, upon regulatory approval in the U.S. or certain major markets in the world, Royalty Pharma will be eligible to receive approval-based fixed milestone payments of up to a total of \$250.0 million. The milestone payments due upon approval will be recorded as a component of other (income) expense, net within our condensed consolidated statements of income, when incurred.

If litifilimab receives regulatory approval, Royalty Pharma will be eligible to royalties of a mid-single digits percentage of the applicable net sales. Royalties on net sales will be recorded as cost of sales within our condensed consolidated statements of income.

For additional information on our funding arrangement with Royalty Pharma, please read *Note 19, Collaborative and Other Relationships*, to our condensed consolidated financial statements included in this report.

DEVELOPMENTS IN KEY COLLABORATIVE RELATIONSHIPS

LEQEMBI (lecanemab)

United States

Key developments related to LEQEMBI in the U.S. consisted of the following:

- In January 2025 the FDA approved LEQEMBI monthly IV maintenance dosing for the treatment of early Alzheimer's disease.
- In January 2025 the FDA accepted for review the BLA for LEQEMBI subcutaneous autoinjector for weekly maintenance dosing, with a PDUFA action date set for August 31, 2025.

Rest of World

Key developments related to LEQEMBI (lecanemab) in rest of world markets consisted of the following:

- In April 2025 the EC approved LEQEMBI in the E.U. for the treatment of adult patients with a clinical diagnosis of mild cognitive impairment and mild dementia due to Alzheimer's disease who are apolipoprotein E ε4 non-carriers or heterozygotes with confirmed amyloid pathology.
- In March 2025 we and Eisai announced that the Therapeutic Goods Administration of Australia confirmed the initial decision made in October 2024 to decline the approval of lecanemab as a treatment for early Alzheimer's disease.

OTHER KEY DEVELOPMENTS

felzartamab

In March 2025 we announced the initiation of dosing in the global Phase 3 TRANSCEND study. This study will evaluate the efficacy and safety of the investigational drug felzartamab compared to placebo in adult kidney transplant recipients diagnosed with late AMR.

In connection with the initiation of this dosing we accrued a \$35.0 million milestone payment to MorphoSys.

SPINRAZA (nusinersen)

In January 2025 the FDA accepted the supplemental NDA and the EMA validated the application for a higher dose regimen of nusinersen for SMA. The higher dose regimen of nusinersen comprises a more rapid loading regimen, two 50 mg-doses 14 days apart, and higher maintenance regimen, 28 mg, every four months, compared to the currently approved dose of SPINRAZA.

SKYCLARYS

In April 2025 SKYCLARYS was approved by the Medicines and Healthcare products Regulatory Agency in the U.K. and in Brazil. In March 2025 SKYCLARYS was approved by Health Canada.

QALSODY (tofersen)

In March 2025 Health Canada issued marketing authorization with conditions for QALSODY for the treatment of ALS in adults who have a mutation in the SOD1 gene. The authorization is conditional, pending the results of trials to verify its clinical benefit.

BIIB080

In April 2025 the FDA granted Fast Track designation to BIIB080, an investigational ASO therapy targeting tau for the potential treatment of Alzheimer's disease.

DISCONTINUED PROGRAMS AND STUDIES

SALE OF TOFIDENCE

In March 2025 we completed the sale of our regulatory and commercial rights in the U.S. for TOFIDENCE, a tocilizumab biosimilar referencing ACTEMRA, to Organon. Under the terms of this transaction, we will receive a payment of \$51.0 million, which we expect to receive in July 2025, and recognized a de minimis loss within our condensed consolidated statements of income for the three months ended March 31, 2025.

RESULTS OF OPERATIONS

REVENUE

The following revenue discussion should be read in conjunction with *Note 5, Revenue*, to our condensed consolidated financial statements included in this report.

Revenue is summarized as follows:

(In millions, except percentages)	For the Three Months Ended March 31,							
	2025				2024			
Product revenue, net:								
United States	\$	753.8	31.0 %		\$	746.1	32.6 %	\$ 7.7 1.0 %
Rest of world		972.7	40.0			965.8	42.1	6.9 0.7
Total product revenue, net		1,726.5	71.0			1,711.9	74.7	14.6 0.9
Revenue from anti-CD20 therapeutic programs		378.2	15.5			394.0	17.2	(15.8) (4.0)
Alzheimer's collaboration revenue ⁽¹⁾		33.0	1.4			2.8	0.1	30.2 nm
Contract manufacturing, royalty and other revenue		293.3	12.1			181.8	8.0	111.5 61.3
Total revenue	\$	2,431.0	100.0 %		\$	2,290.5	100.0 %	\$ 140.5 6.1 %

^{nm} Not meaningful

⁽¹⁾ Alzheimer's collaboration revenue consists of our 50.0% share of LEQEMBI product revenue, net and cost of sales, including royalties.

PRODUCT REVENUE

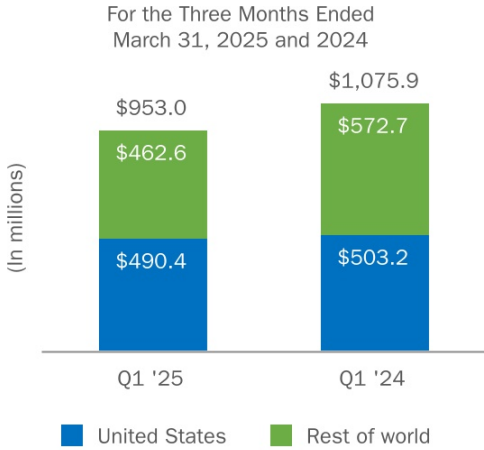
Product revenue is summarized as follows:

(In millions, except percentages)	For the Three Months Ended March 31,									
	2025				2024					
	United States	Rest of World	Total	% Total	United States	Rest of World	Total	% Total	\$ Change	% Change
Multiple Sclerosis	\$ 490.4	\$ 462.6	\$ 953.0	55.2 %	\$ 503.2	\$ 572.7	\$ 1,075.9	62.8 %	\$ (122.9)	(11.4)%
Rare Disease	231.0	332.3	563.3	32.6	225.9	198.0	423.9	24.8	139.4	32.9
Biosimilars	4.3	176.5	180.8	10.5	3.7	193.2	196.9	11.5	(16.1)	(8.2)
Other ⁽¹⁾	28.1	1.3	29.4	1.7	13.3	1.9	15.2	0.9	14.2	93.4
Total product revenue, net	\$ 753.8	\$ 972.7	\$ 1,726.5	100.0 %	\$ 746.1	\$ 965.8	\$ 1,711.9	100.0 %	\$ 14.6	0.9 %

^{nm} Not meaningful

⁽¹⁾ Other includes FUMADERM, ADUHELM and ZURZUVAE.

MULTIPLE SCLEROSIS

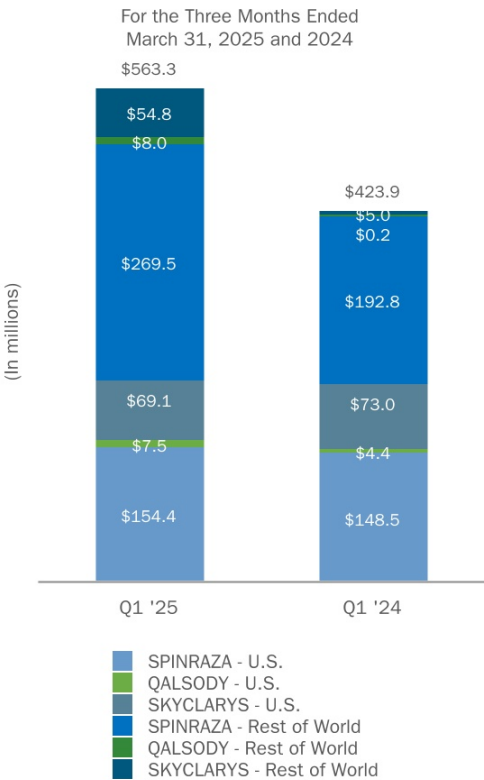


- Global TYSABRI revenue decreased \$49.8 million, from \$431.3 million in 2024 to \$381.5 million in 2025, or 11.5%, primarily due to increased competition, including the impacts from a biosimilar entrant of TYSABRI in Europe, and a decrease in pricing in rest of world TYSABRI.
- Global TECFIDERA revenue decreased \$48.2 million, from \$254.3 million in 2024 to \$206.1 million in 2025, or 19.0%, driven by a decrease in demand as a result of multiple TECFIDERA generic entrants in North America, Latin America and certain E.U. countries.
- Global Interferon revenue decreased \$17.3 million, from \$243.6 million in 2024 to \$226.3 million in 2025, or 7.1%, driven by a decrease in demand as patients transition to higher efficacy therapies.
- Global VUMERITY revenue increased \$11.3 million, from \$127.5 million in 2024 to \$138.8 million in 2025, or 8.9%, primarily due to an increase in U.S. demand.

MS revenue includes sales from TECFIDERA, VUMERITY, AVONEX, PLEGRIDY, TYSABRI and FAMPYRA. Effective January 1, 2025, our collaboration and license agreement for FAMPYRA global commercialization rights was terminated. We expect to recognize minimal revenue in 2025.

In 2025 we expect total MS revenue will continue to decline as a result of increasing competition for many of our MS products in both the U.S. and rest of world markets. Additionally, a biosimilar entrant of TYSABRI was approved in the U.S. and the E.U. in 2023. We expect that future sales of TYSABRI may be adversely affected by the entrance of this biosimilar.

RARE DISEASE

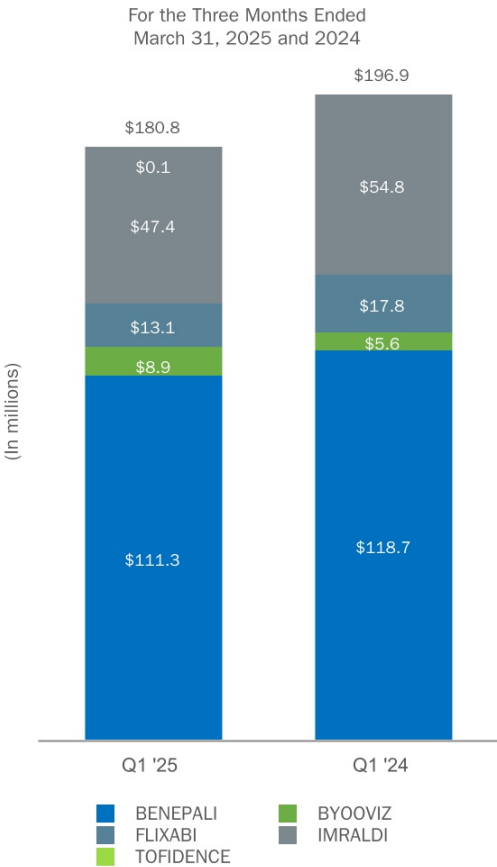


- U.S. SPINRAZA revenue increased \$5.9 million, from \$148.5 million in 2024 to \$154.4 million in 2025, or 4.0%, primarily due to favorable net pricing.
- Rest of world SPINRAZA revenue increased \$76.7 million, from \$192.8 million in 2024 to \$269.5 million in 2025, or 39.8%, partially due to a one-time VAT refund received during the first quarter of 2025 of approximately \$18.1 million and the timing of shipments in rest of world markets.
- Global SKYCLARYS revenue increased \$45.9 million, from \$78.0 million in 2024 to \$123.9 million in 2025, or 58.8%, primarily related to an increase in rest of world sales volumes driven by the continued launch in Europe and certain markets in the Middle East. The increase was partially offset by a decrease in U.S. SKYCLARYS revenue, resulting from the unfavorable impact of Medicare discount dynamics, offset in part by an increase in demand.
- Global QALSODY revenue increased \$10.9 million, from \$4.6 million in 2024 to \$15.5 million in 2025, or 237.0%, primarily related to an increase in rest of world sales volumes driven by the continued launch in international markets.

Rare disease revenue includes sales from SPINRAZA, QALSODY and SKYCLARYS, which became commercially available in the E.U. during the first quarter of 2024.

In 2025 we expect growth in rare disease revenue as we continue to launch SKYCLARYS in the U.S., Europe and in certain rest of world markets. We anticipate global SPINRAZA revenue to be relatively flat in 2025.

BIOSIMILARS



- For the three months ended March 31, 2025, compared to the same period of 2024, the decrease in biosimilar revenue was primarily due to a decrease in sales volumes related to IMRALDI, the unfavorable impact of foreign currency exchange and a decrease in pricing due to competitive pressures in Europe.

Biosimilars revenue includes sales from BENEPALI, IMRALDI, FLIXABI, BYOOVIZ and TOFIDENCE.

We continue to work with our third-party contract manufacturers for IMRALDI and BENEPALI to address supply constraints. If not resolved these supply constraints could have an adverse impact on 2025 sales. In addition, one of our contract manufacturers for IMRALDI and BENEPALI was acquired by a third party in December 2024. We have evaluated the impact this will have on our biosimilars business and have mitigation activities in progress designed to ensure supply continuity.

REVENUE FROM ANTI-CD20 THERAPEUTIC PROGRAMS

Our share of RITUXAN, including RITUXAN HYCELA, GAZYVA and LUNSUMIO collaboration operating profits in the U.S., royalty revenue on sales of OCREVUS and other revenue from anti-CD20 therapeutic programs are summarized in the table below. For purposes of this discussion, we refer to RITUXAN and RITUXAN HYCELA collectively as RITUXAN.

(In millions)	For the Three Months Ended March 31,	
	2025	2024
Royalty revenue on sales of OCREVUS	\$ 288.8	\$ 302.7
Biogen's share of pre-tax profits in the U.S. for RITUXAN, GAZYVA and LUNSUMIO	83.7	87.1
Other revenue from anti-CD20 therapeutic programs	5.7	4.2
Total revenue from anti-CD20 therapeutic programs	\$ 378.2	\$ 394.0

ROYALTY REVENUE ON SALES OF OCREVUS

For the three months ended March 31, 2025, compared to the same period in 2024, the decrease in royalty revenue on sales of OCREVUS was primarily due to a change in estimate recorded in the first quarter of 2025 related to prior period OCREVUS sales estimates. Global sales growth of OCREVUS was relatively flat as compared to the first quarter of 2024.

OCREVUS royalty revenue is based on our estimates from third party and market research data of OCREVUS sales occurring during the corresponding period. Differences between actual and estimated royalty revenue will be adjusted for in the period in which they become known, which is generally expected to be the following quarter.

BIOGEN'S SHARE OF PRE-TAX PROFITS IN THE U.S. FOR RITUXAN, GAZYVA AND LUNSUMIO

For the three months ended March 31, 2025, compared to the same period in 2024, the decrease in our share of pre-tax profits in the U.S. for RITUXAN, GAZYVA and LUNSUMIO was primarily due to a decrease in sales volumes of RITUXAN in the U.S. of 8.9%, resulting from competition from multiple biosimilar products, partially offset by an increase in sales volumes of GAZYVA of 17.2%.

OTHER REVENUE FROM ANTI-CD20 THERAPEUTIC PROGRAMS

Other revenue from anti-CD20 therapeutic programs consists of our share of pre-tax co-promotion profits from RITUXAN in Canada, royalty revenue on sales of LUNSUMIO outside the U.S. and royalty revenue on net sales of COLUMVI in the U.S.

For additional information on our collaboration arrangements with Genentech, including information regarding the pre-tax profit-sharing formula and its impact on future revenue from anti-CD20 therapeutic programs, please read *Note 19, Collaborative and Other Relationships*, to our condensed consolidated financial statements included in this report.

ALZHEIMER'S COLLABORATION REVENUE

Alzheimer's collaboration revenue consists of our 50.0% share of LEQEMBI product revenue, net and cost of sales, including royalties, as we are not the principal. We began recognizing Alzheimer's collaboration revenue upon the accelerated approval of LEQEMBI in the U.S. during the first quarter of 2023.

For the three months ended March 31, 2025 and 2024, we recognized approximately \$33.0 million and \$2.8 million, respectively, of Alzheimer's collaboration revenue within our condensed consolidated statements of income.

For additional information on our collaboration arrangements with Eisai, please read *Note 19, Collaborative and Other Relationships*, to our condensed consolidated financial statements included in this report.

CONTRACT MANUFACTURING, ROYALTY AND OTHER REVENUE

Contract manufacturing, royalty and other revenue is summarized as follows:

(In millions)	For the Three Months Ended March 31,	
	2025	2024
Contract manufacturing revenue	\$ 282.3	\$ 152.2
Royalty and other revenue	11.0	29.6
Total contract manufacturing, royalty and other revenue	\$ 293.3	\$ 181.8

CONTRACT MANUFACTURING REVENUE

Contract manufacturing revenue primarily reflects amounts earned under contract manufacturing agreements with our strategic customers and batches of LEQEMBI related to our collaboration with Eisai.

For the three months ended March 31, 2025, compared to the same period in 2024, the increase in contract manufacturing revenue was primarily driven by the timing of certain batch commitments related to our contract manufacturing business.

ROYALTY AND OTHER REVENUE

Royalty and other revenue primarily reflects royalty revenue on biosimilar products from our license arrangements with Samsung Bioepis and royalties we receive from net sales on products related to patents that we have out-licensed.

For additional information on our license arrangements with Samsung Bioepis and our collaboration arrangements with Eisai, please read *Note 19, Collaborative and Other Relationships*, to our condensed consolidated financial statements included in this report.

RESERVES FOR DISCOUNTS AND ALLOWANCES

Revenue from product sales is recorded net of reserves established for applicable discounts and allowances, including those associated with the implementation of pricing actions in certain international markets where we operate.

We expect the IRA's drug pricing controls and Medicare Part D redesign may have an adverse impact on our sales, particularly for our products that are more substantially reliant on Medicare reimbursement. We anticipate the IRA Medicare Part D redesign will have a modest net unfavorable impact to our 2025 revenue, ranging from approximately \$50.0 million to \$100.0 million, concentrated in our SKYCLARYS and MS portfolio product revenue, approximately a third of which could be associated with SKYCLARYS. The degree of impact from this legislation on our business depends on a number of forthcoming implementation actions by regulatory authorities, the full extent of the IRA's impacts on our sales and, in turn, our business, remains uncertain.

Reserves for discounts, contractual adjustments and returns that reduced gross product revenue are summarized as follows:

(In millions)	For the Three Months Ended March 31,	
	2025	2024
Contractual adjustments	\$ 658.3	\$ 665.7
Discounts	187.1	187.6
Returns	9.5	10.6
Total discounts and allowances	\$ 854.9	\$ 863.9

For the three months ended March 31, 2025, reserves for discounts and allowances as a percentage of gross product revenue was 33.1% compared to 33.2% in the prior year comparative period.

CONTRACTUAL ADJUSTMENTS

Contractual adjustments primarily relate to Medicaid and managed care rebates in the U.S., pharmacy rebates, co-payment (copay) assistance, VA, 340B discounts, specialty pharmacy program fees and other government rebates or applicable allowances.

For the three months ended March 31, 2025, compared to the same period in 2024, the decrease in contractual adjustments was primarily due to lower co-pay assistance and Medicaid rebates in the U.S., partially offset by higher government rebates in rest of world.

DISCOUNTS

Discounts include trade term discounts, wholesaler incentives and volume related discounts.

For the three months ended March 31, 2025, compared to the same period in 2024, the decrease in discounts was primarily driven by higher volume discounts in the U.S., partially offset by lower purchase discounts in rest of world.

RETURNS

Product return reserves are established for returns made by wholesalers. In accordance with contractual terms, wholesalers are permitted to return product for reasons such as damaged or expired product. The majority of wholesaler returns are due to product expiration. Provisions for estimated product returns are recognized in the period the related revenue is recognized, resulting in a reduction to product sales.

For the three months ended March 31, 2025, compared to the same period in 2024, the decrease in returns was primarily driven by lower returns in the U.S.

For additional information on our revenue reserves, please read *Note 5, Revenue*, to our condensed consolidated financial statements included in this report.

COST AND EXPENSE

A summary of total cost and expense is as follows:

(In millions, except percentages)	For the Three Months Ended March 31,			
	2025	2024	\$ Change	% Change
Cost of sales, excluding amortization and impairment of acquired intangible assets	\$ 629.3	\$ 542.2	\$ 87.1	16.1 %
Research and development	434.1	445.4	(11.3)	(2.5)
Acquired in-process research and development, upfront and milestone expense	200.7	7.5	193.2	nm
Selling, general and administrative	572.5	581.5	(9.0)	(1.5)
Amortization and impairment of acquired intangible assets	111.8	78.3	33.5	42.8
Collaboration profit sharing/(loss reimbursement)	58.1	65.6	(7.5)	(11.4)
(Gain) loss on fair value remeasurement of contingent consideration	9.6	—	9.6	nm
Restructuring charges	35.3	11.5	23.8	207.0
Other (income) expense, net	68.4	93.7	(25.3)	(27.0)
Total cost and expense	\$ 2,119.8	\$ 1,825.7	\$ 294.1	16.1 %

^{nm} Not meaningful

COST OF SALES, EXCLUDING AMORTIZATION AND IMPAIRMENT OF ACQUIRED INTANGIBLE ASSETS

(In millions)	For the Three Months Ended March 31,	
	2025	2024
Product	\$ 462.2	\$ 377.7
Royalty	167.1	164.5
Total cost of sales	\$ 629.3	\$ 542.2

PRODUCT COST OF SALES

For the three months ended March 31, 2025, compared to the same period in 2024, the increase in product cost of sales was primarily due to higher contract manufacturing revenue and approximately \$51.4 million in SKYCLARYS amortization costs, partially offset by lower inventory write-offs. Contract manufacturing revenue includes LEQEMBI inventory produced for Eisai. Cost of sales as a percentage of revenue was adversely affected by LEQEMBI batches due to lower margins associated with this business.

As a result of our acquisition of Reata in September 2023 we recorded a fair value step-up adjustment related to the acquired inventory of SKYCLARYS. This fair value step-up adjustment is being amortized to cost of sales within our condensed consolidated statements of income as the inventory is sold, which we expect will be sold or used by the end of 2028. For the three months ended March 31, 2025 and 2024, amortization from the fair value step-up adjustment was approximately \$51.4 million and \$44.1 million, respectively.

For additional information on our collaboration arrangements with Eisai, please read *Note 19, Collaborative and Other Relationships*, to our condensed consolidated financial statements included in this report. For additional information on our acquisition of Reata, please read *Note 2, Acquisitions*, to our consolidated financial statements included in our 2024 Form 10-K.

[Write Downs and Other Charges](#)

We had no significant gross idle capacity charges for the three months ended March 31, 2025 and 2024.

ROYALTY COST OF SALES

For the three months ended March 31, 2025, compared to the same period in 2024, **the increase in royalty cost of sales was primarily due to higher royalties payable associated with higher sales of SPINRAZA, offset by lower royalties payable associated with lower sales of TYSABRI.**

RESEARCH AND DEVELOPMENT

For the Three Months Ended
March 31, 2025 and 2024



Research and development expense, as a percentage of total revenue, was 17.9% and 19.4% for the three months ended March 31, 2025 and 2024, respectively.

For the three months ended March 31, 2025, compared to the same period in 2024, the decrease in research and development was primarily driven by continued cost reduction measures realized in connection with our portfolio prioritization initiatives and our Fit for Growth program, offset in part by higher spend on clinical trials, including litifilimab and felzartamab. Higher clinical trial spend related to litifilimab was partially offset by \$50.0 million in research and development funding received from Royalty Pharma.

EARLY STAGE PROGRAMS
Q1 2025 vs. Q1 2024

The decrease in early stage program expense was driven by a decrease in costs associated with:

- advancement of litifilimab for the treatment of CLE into late stage; and
- discontinuation of BIIB121 for the treatment of Angelman syndrome.

The decrease was partially offset by an increase in costs associated with:

- development of felzartamab for IgAN and PMN.

LATE STAGE PROGRAMS
Q1 2025 vs. Q1 2024

The increase in late stage program expense was driven by an increase in costs associated with:

- increased spend on felzartamab for AMR; and
- advancement of litifilimab for the treatment of CLE and increased spend in SLE, partially offset by Royalty Pharma funding.

MARKETED PROGRAMS
Q1 2025 vs. Q1 2024

The decrease in marketed program expense was driven by a decrease in costs associated with:

- decreased spend on LEQEMBI for the treatment of Alzheimer's disease.

Research and development expense is reported above based on the following classifications. The development stage reported is based upon the program status when incurred. Therefore, the same program could be reflected in different development stages in the same year. For several of our programs, the research and development activities are part of our collaborative and other relationships. Our costs reflect our share of the total costs incurred.

- **Research and discovery:** represents costs incurred to support our discovery research and translational science efforts.
- **Early stage programs:** are programs in Phase 1 or Phase 2 development.
- **Late stage programs:** are programs in Phase 3 development or in registration stage.
- **Marketed products:** includes costs associated with product lifecycle management activities including, if applicable, costs associated with the development of new indications for existing products.
- **Other research and development costs:** A significant amount of our research and development costs consist of indirect costs incurred in support of overall research and development activities and non-specific programs, including activities that benefit multiple programs, such as management costs, as well as depreciation, information technology and facility-based expenses. These costs are considered other research and development costs in the table above and are not allocated to a specific program or stage.

We expect our core research and development expense to decrease in 2025, while continuing to invest in our pipeline, such as our acquisition of HI-Bio in July 2024. This is primarily due to our portfolio prioritization initiatives and our Fit for Growth program. We intend to continue committing significant resources to targeted research and development opportunities where there is a significant unmet need and where a drug candidate has the potential to be highly differentiated.

ACQUIRED IN-PROCESS RESEARCH AND DEVELOPMENT, UPFRONT AND MILESTONE EXPENSE

During the first quarter of 2025 we began presenting acquired in-process research and development, upfront and milestone expense as a separate line item in our condensed consolidated statements of income. Acquired in-process research and development, upfront and milestone expense includes costs incurred in connection with collaboration and license agreements such as upfront and milestone payments and, when applicable, premiums on equity securities and asset acquisitions of acquired in-process research and development, and were previously included in research and development expense.

For the three months ended March 31, 2025, compared to the same period in 2024, the increase in acquired in-process research and development, upfront and milestone expense was primarily due to a \$165.0 million upfront payment made to Stoke in connection with the closing of our collaboration and license agreement in February 2025, as well as a \$35.0 million milestone payment to MorphoSys accrued during the first quarter of 2025 in connection with the first patient dosed in a Phase 3 clinical trial of felzartamab for the treatment of AMR.

For additional information on our collaboration and license agreement with Stoke and our third-party agreement with MorphoSys, please read *Note 19, Collaborative and Other Relationships*, to our condensed consolidated financial statements included in this report.

SELLING, GENERAL AND ADMINISTRATIVE

For the three months ended March 31, 2025, compared to the same period in 2024, selling, general and administrative expense decreased by approximately 1.5% primarily due to the continued realization of cost-reduction measures in connection with our Fit for Growth program. The decrease was partially offset by an increase in operational spending on sales and marketing activities in support of LEQEMBI and SKYCLARYS as we continue to expand our U.S. and international product launches.

We expect selling, general and administrative costs to continue to decline in 2025 due to the continued realization of our cost-reduction measures in connection with our Fit for Growth program.

AMORTIZATION AND IMPAIRMENT OF ACQUIRED INTANGIBLE ASSETS

Our amortization expense is based on the economic consumption and impairment of intangible assets. Our most significant amortizable intangible assets are related to TYSABRI, AVONEX, SPINRAZA, VUMERITY and SKYCLARYS.

For the three months ended March 31, 2025, compared to the same period in 2024, the increase in amortization and impairment of acquired intangible assets was primarily due to amortization for the acquired intangible assets associated with SKYCLARYS and TYSABRI. For the three months ended March 31, 2025 and 2024, we had no impairment charges.

For additional information on the amortization and impairment of our acquired intangible assets, please read *Note 7, Intangible Assets and Goodwill*, to our condensed consolidated financial statements included in this report.

COLLABORATION PROFIT SHARING/(LOSS REIMBURSEMENT)

Collaboration profit sharing/(loss reimbursement) includes Samsung Bioepis' 50.0% share of the profit or loss related to our biosimilars 2013 commercial agreement with Samsung Bioepis and collaboration profit sharing/(loss reimbursement) related to Sage's 50.0% share of the profit or loss in the U.S. related to ZURZUVAE for PPD.

For the three months ended March 31, 2025 and 2024, we recognized net profit-sharing expense of approximately \$48.0 million and \$60.6 million, respectively, to reflect Samsung Bioepis' 50.0% sharing of the net collaboration profits.

For the three months ended March 31, 2025 and 2024, we recognized net profit-sharing expense of approximately \$10.1 million and \$5.0 million, respectively, to reflect Sage's 50.0% share of net collaboration results in the U.S.

For additional information on our collaboration and license arrangements with Samsung Bioepis and Sage, please read *Note 19, Collaborative and Other Relationships*, to our condensed consolidated financial statements included in this report.

(GAIN) LOSS ON FAIR VALUE REMEASUREMENT OF CONTINGENT CONSIDERATION

Consideration payable for certain of our business combinations include future payments that are contingent upon the occurrence of a particular event or events. We record an obligation for such contingent consideration payments at fair value on the acquisition date. We then revalue our contingent consideration obligations each reporting period. Changes in the fair value of our contingent consideration obligations, other than changes due to payments, are recognized as a (gain) loss on fair value remeasurement of contingent consideration in our condensed consolidated statements of income. In connection with our acquisition of HI-Bio in July 2024 we recorded contingent consideration obligations related to potential milestone payments.

For the three months ended March 31, 2025, the changes in the fair value of our contingent consideration obligations were primarily due to changes in interest rates used to revalue our contingent consideration liabilities and the passage of time.

For additional information on our acquisition of HI-Bio, please read *Note 2, Acquisitions*, to our condensed consolidated financial statements included in this report.

RESTRUCTURING CHARGES

2023 FIT FOR GROWTH RESTRUCTURING PROGRAM

In 2023 we initiated cost saving measures as part of our Fit for Growth program to reduce operating costs, while improving operating efficiency and effectiveness. The Fit for Growth program is expected to generate approximately \$1.0 billion in gross operating expense savings by the end of 2025, some of which will be reinvested in various initiatives. The Fit for Growth program is currently estimated to include net headcount reductions of approximately 1,400 employees and we expect to incur total restructuring charges ranging from approximately \$300.0 million to \$310.0 million.

Total charges incurred from our 2023 Fit for Growth program are summarized as follows:

(In millions)	For the Three Months Ended March 31,					
	2025			2024		
	Severance Costs	Accelerated Depreciation and Other Costs	Total	Severance Costs	Accelerated Depreciation and Other Costs	Total
Selling, general and administrative	\$ —	\$ (3.9)	\$ (3.9)	\$ —	\$ 1.4	\$ 1.4
Research and development	—	5.1	5.1	—	4.9	4.9
Restructuring charges	35.3	—	35.3	9.3	—	9.3
Total charges	\$ 35.3	\$ 1.2	\$ 36.5	\$ 9.3	\$ 6.3	\$ 15.6

Other Costs: includes costs associated with items such as asset abandonment and write-offs, facility closure costs, pretax gains and losses resulting from the termination of certain leases, employee non-severance expense, consulting fees and other costs.

For additional information on our cost saving initiatives, please read *Note 4, Restructuring*, to our condensed consolidated financial statements included in this report.

OTHER (INCOME) EXPENSE, NET

For the three months ended March 31, 2025, compared to the same period in 2024, the change in other (income) expense, net primarily reflects lower interest expense due to lower outstanding debt balances during the first quarter of 2025 as well as higher interest income driven by higher cash balances during the first quarter of 2025.

NET (GAINS) LOSSES IN EQUITY SECURITIES

For the three months ended March 31, 2025, net unrealized losses and realized gains on our holdings in equity securities were approximately \$41.0 million and \$5.4 million, respectively, compared to net unrealized and realized losses of approximately \$25.7 million and \$4.9 million, respectively, in the prior year comparative period.

- The net unrealized losses recognized during the three months ended March 31, 2025, primarily reflect a decrease in the aggregate fair value of our investments in Denali common stock of approximately \$48.5 million, partially offset by an increase in the fair value of Sage common stock of approximately \$15.7 million.
- The net unrealized losses recognized during the three months ended March 31, 2024, primarily reflect a decrease in the aggregate fair value of our investments in Sage and Denali common stock of approximately \$27.7 million, partially offset by an increase in the fair value of Sangamo common stock of approximately \$1.4 million.

INCOME TAX PROVISION

(In millions, except percentages)	For the Three Months Ended March 31,	
	2025	2024
Income before income tax (benefit) expense	\$ 311.2	\$ 464.8
Income tax (benefit) expense	70.7	71.4
Effective tax rate	22.7 %	15.4 %

Our effective tax rate fluctuates from year to year due to the global nature of our operations. The factors that most significantly impact our effective tax rate include changes in tax laws, variability in the allocation of our taxable earnings among multiple jurisdictions, the amount and characterization of our research and development expense, the levels of certain deductions and credits, acquisitions and licensing transactions.

For the three months ended March 31, 2025, compared to the same period in 2024, the increase in our effective tax rate was partially driven by the impacts of certain share-based compensation awards that vested during the first quarter of 2025 and the changes in the territorial mix of our profitability. This is partially offset by benefits related to a decrease in our foreign valuation allowance and our estimate of our Pillar Two minimum tax liabilities.

PILLAR TWO

The OECD has issued model rules, which generally provide for a jurisdictional minimum effective tax rate of 15.0% as defined in those rules. Various countries have or are in the process of enacting legislation intended to implement the principles. Our income tax provision for the three months ended March 31, 2025 and 2024, reflects currently

enacted legislation and guidance related to the OECD model rules. This enacted legislation and guidance related to the OECD model rules did not result in any material adjustments to our income tax provision or income tax balances as of March 31, 2025 and December 31, 2024. On January 20, 2025, the Global Tax Deal Executive Order was issued. At this stage, we do not believe this Executive Order impacts our financial results as of March 31, 2025.

For additional information on our income taxes, please read *Note 17, Income Taxes*, to our condensed consolidated financial statements included in this report.

FINANCIAL CONDITION, LIQUIDITY AND CAPITAL RESOURCES

Our financial condition is summarized as follows:

(In millions, except percentages)	As of March 31, 2025	As of December 31, 2024	\$ Change	% Change
Financial assets:				
Cash and cash equivalents	\$ 2,598.3	\$ 2,375.0	\$ 223.3	9.4 %
Total cash and cash equivalents	\$ 2,598.3	\$ 2,375.0	\$ 223.3	9.4 %
Borrowings:				
Current portion notes payable	\$ 1,749.1	\$ 1,748.6	\$ 0.5	— %
Notes payable	4,548.7	4,547.2	1.5	—
Total borrowings	\$ 6,297.8	\$ 6,295.8	\$ 2.0	— %
Working capital:				
Current assets	\$ 7,626.0	\$ 7,456.8	\$ 169.2	2.3 %
Current liabilities	(5,297.4)	(5,528.8)	231.4	(4.2)
Total working capital	\$ 2,328.6	\$ 1,928.0	\$ 400.6	20.8 %

OVERVIEW

We have historically financed and expect to continue to fund our operating and capital expenditures primarily through cash flow earned through our operations, as well as our existing cash resources. We believe that generic and biosimilar competition for many of our key products, the continued overall decline of our MS business and our investments in the launch of key new products and the development of our pipeline will have a significant adverse impact on our future cash flow from operations.

We believe that our existing funds, when combined with cash generated from operations and our access to additional financing resources, if needed, are sufficient to satisfy our operating, working capital, strategic alliance, milestone payment, capital expenditure and debt service requirements for the foreseeable future. In addition, we may choose to opportunistically return cash to shareholders and pursue other business initiatives, including acquisition and licensing activities. We may also seek additional funding through a combination of new collaborative agreements, strategic alliances and additional equity and debt financings or from other sources should we identify a significant new opportunity.

For additional information on certain risks that could negatively impact our financial position or future results of operations, please read *Item 1A. Risk Factors* and *Item 3. Quantitative and Qualitative Disclosures About Market Risk* included in this report.

LIQUIDITY

WORKING CAPITAL

Working capital is defined as current assets less current liabilities. Our working capital was \$2.3 billion and \$1.9 billion as of March 31, 2025 and December 31, 2024, respectively. The change in working capital reflects an increase in total current assets of approximately \$169.2 million and a decrease in total current liabilities of approximately \$231.4 million. The changes in total current assets and total current liabilities were primarily driven by the following:

CURRENT ASSETS

- \$223.3 million increase in cash and cash equivalents;
- \$198.1 million increase in accounts receivable, net related to our ongoing operations; and
- \$186.6 million decrease in inventory primarily due to timing of production.

CURRENT LIABILITIES

- \$277.0 million decrease in accrued expense and other primarily due to the timing of our annual incentive compensation payment and other benefits-related payments.

CASH, CASH EQUIVALENTS AND MARKETABLE SECURITIES

As of March 31, 2025, we had cash and cash equivalents totaling approximately \$2.6 billion compared to approximately \$2.4 billion as of December 31, 2024. The increase in the balance was primarily due to cash flows from operations, which includes \$50.0 million of research and development funding received from Royalty Pharma, partially offset by a \$165.0 million upfront payment made to Stoke in connection with the closing of our collaboration and license agreement and capital expenditures and payments related to the issuance of stock for share-based compensation arrangements.

Until required for another use in our business, we typically invest our cash reserves in bank deposits, certificates of deposit, commercial paper, corporate notes, U.S. and foreign government instruments, overnight reverse repurchase agreements and other interest-bearing marketable debt instruments in accordance with our investment policy. It is our policy to mitigate credit risk in our cash reserves and marketable securities by maintaining a well-diversified portfolio that limits the amount of exposure as to institution, maturity and investment type. We have experienced no significant limitations in our liquidity resulting from uncertainties in the banking sector.

The following table summarizes the fair value of our significant common stock investments in our strategic investment portfolio:

(In millions)	March 31, 2025	December 31, 2024
Denali	\$ 97.3	\$ 145.8
Sage	49.6	33.9
Total	\$ 146.9	\$ 179.7

Our ability to liquidate our investments in Denali and Sage may be limited by the size of our interest, the volume of market related activity, our concentrated level of ownership and potential restrictions resulting from our status as a collaborator. Therefore, we may realize significantly less than the current value of such investments.

For additional information on our collaboration arrangements, please read *Note 19, Collaborative and Other Relationships*, to our condensed consolidated financial statements included in this report.

CASH FLOW

The following table summarizes our cash flow activity:

(In millions, except percentages)	For the Three Months Ended March 31,		
	2025	2024	% Change
Net cash flow provided by (used in) operating activities	\$ 259.3	\$ 553.2	(53.1)%
Net cash flow provided by (used in) investing activities	(47.3)	(66.0)	(28.3)
Net cash flow provided by (used in) financing activities	(23.0)	(439.6)	(94.8)

OPERATING ACTIVITIES

Operating cash flow is derived by adjusting our net income for:

- non-cash operating items such as depreciation and amortization, impairment charges, unrealized (gain) loss on strategic investments and share-based compensation;
- changes in operating assets and liabilities, which reflect timing differences between the receipt and payment of cash associated with transactions and when they are recognized in results of operations; and
- (gains) losses on the disposal of assets, deferred income taxes, changes in the fair value of contingent payments associated with our acquisitions of businesses and acquired in-process research and development.

For the three months ended March 31, 2025, compared to the same period in 2024, the decrease in net cash flow provided by operating activities was primarily due to lower net income in 2025, which included the \$165.0 million upfront payment made to Stoke in connection with the closing of our collaboration and license agreement, the timing of customer payments and higher employee-benefit payments made during the first quarter of 2025 as compared to

the same period in 2024, partially offset by lower inventory levels and \$50.0 million of research and development funding received from Royalty Pharma.

INVESTING ACTIVITIES

For the three months ended March 31, 2025, compared to the same period in 2024, the change in net cash flow in investing activities was primarily due to lower payments made related to the acquisition of intangible assets during the first quarter of 2025.

FINANCING ACTIVITIES

For the three months ended March 31, 2025, compared to the same period in 2024, the change in net cash flow in financing activities was primarily due to the repayment of our 2023 Term Loan for \$400.0 million during the first quarter of 2024.

For additional information on our 2023 Term Loan, please read *Note 13, Indebtedness*, to our condensed consolidated financial statements included in this report.

CAPITAL RESOURCES

DEBT AND CREDIT FACILITIES

LONG-TERM DEBT AND TERM LOAN CREDIT AGREEMENTS

Our long-term obligations primarily consist of long-term debt related to our Senior Notes with final maturity dates ranging between 2030 and 2051. As of March 31, 2025, our outstanding balance related to long-term debt was \$4.5 billion.

In connection with our acquisition of Reata in September 2023 we entered into a \$1.5 billion term loan credit agreement. On the closing date of the Reata acquisition we drew \$1.0 billion from the 2023 Term Loan, comprised of a \$500.0 million floating rate 364-day tranche and a \$500.0 million floating rate three-year tranche. The remaining unused commitment of \$500.0 million was terminated. As of December 31, 2024, we repaid \$350.0 million of the 364-day tranche. The remaining \$150.0 million portion of the 364-day tranche was repaid during the first quarter of 2024.

Additionally, during the first quarter of 2024 we repaid \$250.0 million of the three-year tranche, with the remaining \$250.0 million portion being subsequently repaid in full during the second quarter of 2024.

2024 REVOLVING CREDIT FACILITY

In August 2024 we entered into a \$1.5 billion, five-year senior unsecured revolving credit facility under which we are permitted to draw funds for working capital and general corporate purposes. The terms of the revolving credit facility include a financial covenant that requires us not to exceed a maximum consolidated leverage ratio. This revolving credit facility replaced the revolving credit facility that we entered into in January 2020. As of March 31, 2025 and December 31, 2024, we had no outstanding borrowings and were in compliance with all covenants under this facility.

For a summary of the fair and carrying values of our outstanding borrowings as of March 31, 2025 and December 31, 2024, please read *Note 8, Fair Value Measurements*, to our condensed consolidated financial statements included in this report.

For additional information on our Senior Notes and credit facility please read, *Note 13, Indebtedness*, to our consolidated financial statements included in our 2024 Form 10-K.

SHARE REPURCHASE PROGRAMS

In October 2020 our Board of Directors authorized our 2020 Share Repurchase Program, which is a program to repurchase up to \$5.0 billion of our common stock. Our 2020 Share Repurchase Program does not have an expiration date. All shares repurchased under our 2020 Share Repurchase Program were retired. There were no share repurchases of our common stock during the three months ended March 31, 2025 and 2024. Approximately \$2.1 billion remained available under our 2020 Share Repurchase Program as of March 31, 2025.

CAPITAL EXPENDITURES

In the fourth quarter of 2021 we began construction of a new gene therapy, clinical packaging and other manufacturing facility in RTP, North Carolina to support our gene therapy pipeline across multiple therapeutic areas. The new manufacturing facility will be approximately 197,000 square feet with an estimated total investment of approximately \$195.0 million. We estimate the construction of this manufacturing facility will be completed during 2025. As we continue to advance our research and development prioritization efforts, which includes refocusing our investment in gene therapy, we are evaluating several alternative uses for this facility.

CONTRACTUAL OBLIGATIONS AND OFF-BALANCE SHEET ARRANGEMENTS

CONTRACTUAL OBLIGATIONS

Our contractual obligations primarily consist of our obligations under non-cancellable operating leases, long-term debt obligations and defined benefit and other purchase obligations, excluding amounts related to uncertain tax positions, funding commitments, research and development funding arrangements with third parties, contingent development, regulatory and commercial milestone payments and contingent payments, as described below.

In addition, certain of our collaboration and licensing arrangements include royalty payment obligations. For additional information on our royalty payments please read, *Note 22, Commitments and Contingencies*, to our consolidated financial statements included in our 2024 Form 10-K.

In March 2025 we entered into a lease agreement with MIT Investment Management Company and BioMed Realty for the lease of approximately 580,000 square feet of office and research and development space located at 75 Broadway, Cambridge, Massachusetts, which will be used as our new global corporate headquarters. The new lease is intended to replace two existing leases, both in Cambridge, Massachusetts, including our current corporate headquarters. We expect the initial lease term of approximately 15.5 years to commence on May 31, 2028. The estimated minimum lease payments as a result of the new lease total approximately \$1.5 billion over the initial lease term. We have an option to extend the lease for three extension periods of five years each and one six month short-term extension, at then market-based rates. We will account for this lease as a right-of-use asset and lease liability upon the lease commencement date.

Aside from our new lease agreement, there have been no material changes in our contractual obligations, including those related to our other lease agreements, since December 31, 2024.

CONTINGENT CONSIDERATION RELATED TO BUSINESS COMBINATIONS

In connection with our acquisition of HI-Bio in July 2024 we may make additional payments based upon the achievement of certain milestone events. We recognized the contingent consideration obligations associated with this acquisition at its fair value on the acquisition date and we revalue this obligation each reporting period. We may pay up to an additional \$650.0 million in potential development and regulatory milestone payments. The acquisition-date fair value of these milestones was approximately \$485.1 million. We anticipate that we may trigger the first and second milestone payment of approximately \$150.0 million each in 2025.

For additional information on our acquisition of HI-Bio, please read *Note 2, Acquisitions*, to our condensed consolidated financial statements included in this report.

CONTINGENT DEVELOPMENT, REGULATORY AND COMMERCIAL MILESTONE PAYMENTS

Based on our development plans as of March 31, 2025, we could trigger potential future milestone payments to third parties of up to approximately \$4.3 billion, including approximately \$0.5 billion in development milestones, approximately \$0.7 billion in regulatory milestones and approximately \$3.1 billion in commercial milestones, as part of our various collaborations, including licensing and development programs. Payments under these agreements generally become due and payable upon achievement of certain development, regulatory or commercial milestones. Because the achievement of these milestones was not considered probable as of March 31, 2025, such contingencies have not been recorded in our financial statements. Amounts related to contingent milestone payments are not considered contractual obligations as they are contingent on the successful achievement of certain development, regulatory or commercial milestones.

If certain clinical and commercial milestones are met, we may pay up to approximately \$37.9 million in additional milestones in 2025 under our current agreements, excluding opt-in payments. This includes a \$30.0 million milestone payable upon the first patient dosed in a Phase 3 clinical trial of felzartamab in a second indication.

OTHER FUNDING COMMITMENTS

As of March 31, 2025, we have several ongoing clinical studies in various clinical trial stages. Our most significant clinical trial expenditures are to CROs. The contracts with CROs are generally cancellable, with notice, at our option. We recorded accrued expense of approximately \$43.7 million in our condensed consolidated balance sheets for expenditures incurred by CROs as of March 31, 2025. We have approximately \$524.4 million in cancellable future commitments based on existing CRO contracts as of March 31, 2025.

TAX RELATED OBLIGATIONS

We exclude liabilities pertaining to uncertain tax positions from our summary of contractual obligations as we cannot make a reliable estimate of the period of cash settlement with the respective taxing authorities. As of March 31, 2025, we have approximately \$169.8 million of liabilities associated with uncertain tax positions.

As of both March 31, 2025 and December 31, 2024, we have accrued income tax liabilities of approximately \$234.0 million under the Transition Toll Tax. The amount accrued as of March 31, 2025, was subsequently paid in April 2025. The Transition Toll Tax was paid in installments over an eight-year period, which started in 2018 and concluded in April 2025, and did not accrue interest.

NEW ACCOUNTING STANDARDS

For a discussion of new accounting standards please read *Note 1, Summary of Significant Accounting Policies*, to our condensed consolidated financial statements included in this report.

CRITICAL ACCOUNTING ESTIMATES

The preparation of our condensed consolidated financial statements, which have been prepared in accordance with accounting principles generally accepted in the U.S., requires us to make estimates, judgments and assumptions that may affect the reported amounts of assets, liabilities, equity, revenue and expense and related disclosure of contingent assets and liabilities. On an ongoing basis we evaluate our estimates, judgments and assumptions. We base our estimates on historical experience and on various other assumptions that we believe are reasonable, the results of which form the basis for making judgments about the carrying values of assets, liabilities and equity and the amount of revenue and expense. Actual results may differ from these estimates.

There have been no material changes to our critical accounting estimates since our 2024 Form 10-K. For a discussion of our other critical accounting estimates, please read *Part II, Item 7. Management's Discussion and Analysis of Financial Condition and Results of Operations* in our 2024 Form 10-K.

ITEM 3. QUANTITATIVE AND QUALITATIVE DISCLOSURES ABOUT MARKET RISK

We are subject to certain risks that may affect our results of operations, cash flow and fair values of assets and liabilities, including volatility in foreign currency exchange rates, interest rate movements and equity price exposure as well as changes in economic conditions in the markets in which we operate as a result of the conflict between Russia and Ukraine and the military conflict in the Middle East. We manage the impact of foreign currency exchange rates and interest rates through various financial instruments, including derivative instruments such as foreign currency forward contracts, foreign currency options, interest rate lock contracts and interest rate swap contracts. We do not enter into financial instruments for trading or speculative purposes. The counterparties to these contracts are major financial institutions, and there is no significant concentration of exposure with any one counterparty.

FOREIGN CURRENCY EXCHANGE RISK

Our results of operations are subject to foreign currency exchange rate fluctuations due to the global nature of our operations. As a result, our consolidated financial position, results of operations and cash flow can be affected by market fluctuations in foreign currency exchange rates, primarily with respect to the Euro, British pound sterling, Canadian dollar and Swiss franc.

While the financial results of our global activities are reported in U.S. dollars, the functional currency for most of our foreign subsidiaries is their respective local currency. Fluctuations in the foreign currency exchange rates of the countries in which we do business will affect our operating results, often in ways that are difficult to predict. In particular, as the U.S. dollar strengthens versus other currencies, the value of the non-U.S. revenue will decline when reported in U.S. dollars. The impact to net income as a result of a strengthening U.S. dollar will be partially mitigated by the value of non-U.S. expense, which will also decline when reported in U.S. dollars. As the U.S. dollar weakens versus other currencies, the value of the non-U.S. revenue and expense will increase when reported in U.S. dollars.

We have established revenue and operating expense hedging and balance sheet risk management programs to protect against volatility of future foreign currency cash flow and changes in fair value caused by volatility in foreign currency exchange rates.

During the second quarter of 2018 the International Practices Task Force of the Center for Audit Quality categorized Argentina as a country with a projected three-year cumulative inflation rate greater than 100.0%, which indicated that Argentina's economy is highly inflationary. This categorization did not have a material impact on our results of operations or financial position as of March 31, 2025, and is not expected to have a material impact on our results of operations or financial position in the future.

REVENUE AND OPERATING EXPENSE HEDGING PROGRAM

Our foreign currency hedging program is designed to mitigate, over time, a portion of the impact resulting from volatility in exchange rate changes on revenue and operating expense. We use foreign currency forward contracts and foreign currency options to manage foreign currency risk, with the majority of our forward contracts and options used to hedge certain forecasted revenue and operating expense transactions denominated in foreign currencies in the next 15 months. We do not engage in currency speculation. For a more detailed disclosure of our revenue and operating expense hedging program, please read *Note 10, Derivative Instruments*, to our condensed consolidated financial statements included in this report.

Our ability to mitigate the impact of foreign currency exchange rate changes on revenue and net income diminishes as significant foreign currency exchange rate fluctuations are sustained over extended periods of time. In particular, devaluation or significant deterioration of foreign currency exchange rates are difficult to mitigate and likely to negatively impact earnings. The cash flow from these contracts are reported as operating activities in our condensed consolidated statements of cash flow.

BALANCE SHEET RISK MANAGEMENT HEDGING PROGRAM

We also use forward contracts to mitigate the foreign currency exposure related to certain balance sheet items. The primary objective of our balance sheet risk management program is to mitigate the exposure of foreign currency denominated net monetary assets and liabilities of foreign affiliates. In these instances, we principally utilize currency forward contracts. We have not elected hedge accounting for the balance sheet related items. The cash flow from these contracts are reported as operating activities in our condensed consolidated statements of cash flow.

The following quantitative information includes the impact of currency movements on forward contracts used in our revenue, operating expense and balance sheet hedging programs. As of March 31, 2025 and December 31, 2024, a hypothetical adverse 10.0% movement in foreign currency exchange rates compared to the U.S. dollar across all maturities would result in a hypothetical decrease in the fair value of forward contracts of approximately \$241.9 million and \$191.7 million, respectively. The estimated fair value change was determined by measuring the impact of the hypothetical exchange rate movement on outstanding forward contracts. Our use of this methodology to quantify the market risk of such instruments is subject to assumptions and actual impact could be significantly different. The quantitative information about market risk is limited because it does not take into account all foreign currency operating transactions.

CREDIT RISK

Financial instruments that potentially subject us to concentrations of credit risk include cash and cash equivalents, investments, derivatives and accounts receivable. We attempt to minimize the risks related to cash and cash equivalents and investments by investing in a broad and diverse range of financial instruments. We have established guidelines related to credit ratings and maturities intended to safeguard principal balances and maintain liquidity. Our investment portfolio is maintained in accordance with our investment policy, which defines allowable investments, specifies credit quality standards and limits the credit exposure of any single issuer. We minimize credit risk resulting from derivative instruments by choosing only highly rated financial institutions as counterparties.

We operate in certain countries where weakness in economic conditions, including the effects of the conflict between Russia and Ukraine and the military conflict in the Middle East, can result in extended collection periods. We continue to monitor these conditions, including the volatility associated with international economies and the relevant financial markets, and assess their possible impact on our business. To date, we have not experienced any significant losses with respect to the collection of our accounts receivable.

We believe that our allowance for doubtful accounts was adequate as of March 31, 2025 and December 31, 2024.

EQUITY PRICE RISK

Our strategic investment portfolio includes investments in equity securities of certain biotechnology companies. While we are holding such securities, we are subject to equity price risk, and this may increase the volatility of our income in future periods due to changes in the fair value of equity investments. We may sell such equity securities based on our business considerations, which may include limiting our price risk.

Changes in the fair value of these equity securities are impacted by the volatility of the stock market and changes in general economic conditions, among other factors. The potential change in fair value for equity price sensitive instruments has been assessed on a hypothetical 10.0% adverse movement. As of March 31, 2025 and December 31, 2024, a hypothetical adverse 10.0% movement would result in a hypothetical decrease in fair value of approximately \$14.7 million and \$18.0 million, respectively.

ITEM 4. CONTROLS AND PROCEDURES

DISCLOSURE CONTROLS AND PROCEDURES AND INTERNAL CONTROL OVER FINANCIAL REPORTING

CONTROLS AND PROCEDURES

We have carried out an evaluation, under the supervision and with the participation of our management, including our principal executive officer and principal financial officer, of the effectiveness of the design and operation of our disclosure controls and procedures (as defined in Rules 13a-15(e) or 15d-15(e) under the Securities Exchange Act of 1934, as amended), as of March 31, 2025. Based upon that evaluation, our principal executive officer and principal financial officer concluded that, as of the end of the period covered by this report, our disclosure controls and procedures are effective in ensuring that:

- (a) the information required to be disclosed by us in the reports that we file or submit under the Securities Exchange Act is recorded, processed, summarized and reported within the time periods specified in the U.S. Securities and Exchange Commission's rules and forms; and
- (b) such information is accumulated and communicated to our management, including our principal executive officer and principal financial officer, as appropriate to allow timely decisions regarding required disclosure.

In designing and evaluating our disclosure controls and procedures, our management recognized that any controls and procedures, no matter how well designed and operated, can provide only reasonable assurance of achieving the desired control objectives, and our management necessarily was required to apply its judgment in evaluating the cost-benefit relationship of possible controls and procedures.

CHANGES IN INTERNAL CONTROL OVER FINANCIAL REPORTING

There were no changes in our internal control over financial reporting during the quarter ended March 31, 2025, that have materially affected, or are reasonably likely to materially affect, our internal control over financial reporting.

PART II OTHER INFORMATION

ITEM 1. LEGAL PROCEEDINGS

For a discussion of legal proceedings as of March 31, 2025, please read *Note 21, Litigation*, to our condensed consolidated financial statements included in this report, which is incorporated into this item by reference.

ITEM 1A. RISK FACTORS

Risks Related to Our Business

We are substantially dependent on revenue from our products.

Our revenue depends upon continued sales of our products as well as the financial rights we have in our anti-CD20 therapeutic programs. A significant portion of our revenue is concentrated on sales of our products in increasingly competitive markets. Any of the following negative developments relating to any of our products or any of our anti-CD20 therapeutic programs may adversely affect our revenue and results of operations or could cause a decline in our stock price:

- the introduction, greater acceptance or more favorable reimbursement of competing products, including new originator therapies, generics, prodrugs and biosimilars of existing products and products approved under abbreviated regulatory pathways;
- safety or efficacy issues;
- limitations and additional pressures on product pricing or price increases, including those relating to inflation and those resulting from governmental or regulatory requirements, including those relating to any future potential drug price negotiation under the IRA; increased competition, including from generic or biosimilar versions of our products; or changes in, or implementation of, reimbursement policies and practices of payors and other third-parties;
- adverse legal, administrative, geopolitical events, regulatory or legislative developments; or
- our ability to maintain a positive reputation among patients, healthcare providers and others, which may be impacted by our pricing and reimbursement decisions.

LEQEMBI is in the early stages of commercial launch in the U.S. and certain international markets and SKYCLARYS is in the early stages of commercial launch in certain European markets. In addition to risks associated with new product launches and the other factors described in these Risk Factors, Biogen's and Eisai's ability to successfully commercialize LEQEMBI and our ability to successfully commercialize SKYCLARYS may be adversely affected due to:

- Eisai's ability to obtain and maintain adequate reimbursement for LEQEMBI;
- the effectiveness of Eisai's and Biogen's commercial strategy for marketing LEQEMBI;
- requirements such as participation in a registry and the use of imaging or other diagnostics for LEQEMBI;
- our ability to obtain approval in other markets;
- the approval and/or greater acceptance of other new products for the same or similar indications;
- Eisai's and Biogen's ability to maintain a positive reputation among patients, healthcare providers and others in the Alzheimer's disease community, which may be impacted by pricing and reimbursement decisions relating to LEQEMBI, which are made by Eisai and/or third parties;
- Biogen's ability to obtain and maintain adequate reimbursement for SKYCLARYS; and
- the effectiveness of Biogen's commercial strategy for marketing SKYCLARYS.

Our long-term success depends upon the successful development of new products and additional indications for our existing products.

Our long-term success will depend upon the successful development of new products from our research and development activities or our licenses or acquisitions from third parties, as well as additional indications for our existing products. Product development is very expensive and involves a high degree of uncertainty and risk and may not be successful. Only a small number of research and development programs result in the commercialization of a product. It is difficult to predict the success and the time and cost of product development of novel approaches for the treatment of diseases. The development of novel approaches for the treatment of diseases, including development efforts in new modalities such as those based on the antisense oligonucleotide platform and gene therapy, presents additional challenges and risks, including obtaining approval from regulatory authorities that have limited experience with the development of such therapies. For example, we are currently seeking approval of a

subcutaneous formulation of LEQEMBI in the U.S. and any delays or challenges may impact our ability to realize the anticipated benefits from LEQEMBI.

Clinical trial data are subject to differing interpretations and even if we view data as sufficient to support the safety, effectiveness and/or approval of a product candidate, regulatory authorities may disagree and may require additional data, limit the scope of the approval or deny approval altogether. Furthermore, the approval of a product candidate by one regulatory agency does not mean that other regulatory agencies will also approve such product candidate.

Success in preclinical work or early-stage clinical trials does not ensure that later stage or larger scale clinical trials will be successful. Clinical trials may indicate that our product candidates lack efficacy, have harmful side effects, result in unexpected adverse events or raise other concerns that may significantly reduce or delay the likelihood of regulatory approval. This may result in terminated programs, significant restrictions on use and safety warnings in an approved label, adverse placement within the treatment paradigm or significant reduction in the commercial potential of the product candidate.

Even if we could successfully develop new products or additional indications for our existing products, we may make a strategic decision to discontinue development of a product candidate or an additional indication for our existing products if, for example, we believe commercialization will be difficult relative to the standard of care or we prioritize other opportunities in our pipeline.

If we fail to compete effectively, our business and market position would suffer.

The biopharmaceutical industry and the markets in which we operate are intensely competitive. We compete in the marketing and sale of our products, the development of new products and processes, the acquisition of rights to new products with commercial potential and the hiring and retention of personnel. We compete with biotechnology and pharmaceutical companies that have a greater number of products on the market and in the product pipeline, substantially greater financial, marketing, research and development and other resources and other technological or competitive advantages.

Our products continue to face increasing competition from the introduction of new originator therapies, generics, prodrugs and biosimilars of existing products and products approved under abbreviated regulatory pathways. Some of these products are likely to be sold at substantially lower prices than our branded products. The introduction of such products as well as other lower-priced competing products has reduced, and may in the future, significantly reduce both the price that we are able to charge for our products and the volume of products we sell, which will negatively impact our revenue. For instance, demand and price for TECFIDERA declined significantly as a result of multiple TECFIDERA generic entrants entering the U.S. market in 2020. In addition, in some markets, when a generic or biosimilar version of one of our products is commercialized, it has in the past and may in the future be automatically substituted for our product and significantly reduce our revenue in a short period of time.

Our ability to compete, maintain and grow our business may also be adversely affected due to a number of factors, including:

- the introduction of other products, including products that may be more efficacious, safer, less expensive or more convenient alternatives to our products, including our own products and products of our collaborators;
- the off-label use by physicians of therapies indicated for other conditions to treat patients;
- patient dynamics, including the size of the patient population and our ability to identify, attract and maintain new and current patients to our therapies;
- the reluctance of physicians to prescribe, and patients to use, our products without additional data on the efficacy and safety of such products;
- damage to physician and patient confidence in any of our products, generic or biosimilars of our products or any other product from the same class as one of our products, or to our sales and reputation as a result of label changes, pricing and reimbursement decisions or adverse experiences or events that may occur with patients treated with our products or generic or biosimilars of our products;
- inability to obtain and maintain appropriate pricing and adequate reimbursement for our products compared to our competitors in key markets; or
- our ability to obtain and maintain patent, data or market exclusivity for our products.

Our business may be adversely affected if we do not successfully execute or realize the anticipated benefits of our strategic and growth initiatives.

The successful execution of our strategic and growth initiatives depends upon internal development projects, commercial initiatives and external opportunities, which may include the acquisition and in-licensing of products,

technologies, companies, the entry into strategic alliances and collaborations or our Fit for Growth program, as well as our ability to execute on strategic decisions and initiatives.

While we believe we have a number of promising programs in our pipeline, failure or delay of internal development projects to advance or difficulties in executing on our commercial initiatives could impact our current and future growth, resulting in additional reliance on external development opportunities for growth.

Supporting the further development of our existing products and potential new products in our pipeline will require significant capital expenditures and management resources, including investments in research and development, sales and marketing, manufacturing capabilities and other areas of our business.

We have made, and may continue to make, significant operating and capital expenditures for potential new products prior to regulatory approval with no assurance that such investment will be recouped, which may adversely affect our financial condition, business and operations.

The availability of high quality, fairly valued external product development is limited and the opportunity to acquire or in-license is highly competitive. As such, we are not certain that we will be able to identify suitable candidates for acquisition or in-licensing or if we will be able to reach agreement to make any such acquisition or in-license if suitable candidates are identified.

We may fail to initiate or complete transactions for many reasons, including failure to obtain regulatory or other approvals as well as a result of disputes or litigation. Furthermore, we may not be able to achieve the full strategic and financial benefits expected to result from transactions or strategic decisions, such as the decision to retain the biosimilars business, or the benefits may be delayed or not occur at all. We may also face additional costs or liabilities in completed transactions that were not contemplated prior to completion.

Any failure in the execution of a transaction, in the integration of an acquired asset or business or in achieving expected synergies could result in slower growth, higher than expected costs, the recording of asset impairment charges and other actions which could adversely affect our business, financial condition and results of operations.

We face risks associated with our Fit for Growth program that may impair our ability to achieve anticipated savings and operational efficiencies or that may otherwise harm our business. These risks include delays in implementation of cost optimization actions, loss of workforce capabilities, higher than anticipated separation expenses, litigation and the failure to meet financial and operational targets. In addition, the calculation of the anticipated cost savings and other benefits resulting from our Fit for Growth program are subject to many estimates and assumptions. These estimates and assumptions are subject to significant business, economic, competitive and other uncertainties and contingencies, many of which are beyond our control. If these estimates and assumptions are incorrect or if we experience delays or unforeseen events, our business and financial results could be adversely affected.

Sales of our products depend, to a significant extent, on the availability and extent of adequate coverage, pricing and reimbursement from government health administration authorities, private health insurers and other organizations, which are subject to increasing and intense pressure from political, social, competitive and other sources. Our inability to obtain and maintain adequate coverage, or a reduction in pricing or reimbursement, could have an adverse effect on our business, reputation, revenue and results of operations.

Sales of our products depend, to a significant extent, on the availability and extent of adequate coverage, pricing and reimbursement from governmental health administration authorities, private health insurers and other organizations. When a new pharmaceutical product is approved, the availability of government and private reimbursement for that product, diagnosis of the condition it treats and the cost to administer it may be uncertain, as is the pricing and amount for which that product will be reimbursed.

Pricing and reimbursement for our products may be adversely affected by a number of factors, including:

- changes in, and implementation of, federal, state or foreign government regulations or private third-party payors' reimbursement policies;
- pressure by employers on private health insurance plans to reduce costs;
- consolidation and increasing assertiveness of governmental health administration authorities, private health insurers and other organizations seeking price discounts or rebates in connection with the placement of our products on their formularies and, in some cases, the imposition of restrictions on access or coverage of particular drugs or pricing determined based on perceived value;
- our ability to receive reimbursement for our products or our ability to receive comparable reimbursement to that of competing products; and

- our value-based contracting program pursuant to which we aim to tie the pricing of our products to their clinical values by either aligning price to patient outcomes or adjusting price for patients who discontinue therapy for any reason, including efficacy or tolerability concerns.

Our ability to set the price for our products varies significantly from country to country and, as a result, so can the price of our products. Governments may use a variety of cost-containment measures to control the cost of products, including price cuts, mandatory rebates, value-based pricing and reference pricing (i.e., referencing prices in other countries and using those reference prices to set a price). Drug prices are under significant scrutiny in the markets in which our products are prescribed; for example the IRA has certain provisions related to drug pricing, including the ability for the U.S. government to set prices for certain drugs in Medicare. We expect drug pricing and other health care costs to continue to be subject to political and societal pressures on a global basis. Certain countries set prices by reference to the prices in other countries where our products are marketed. Our inability to obtain and maintain adequate prices in a particular country may not only limit the revenue from our products within that country but may also adversely affect our ability to secure acceptable prices in existing and potential new markets, which may limit market growth and result in reductions in revenue. This may create the opportunity for third-party cross-border trade or influence our decision to sell or not to sell a product, thus adversely affecting our geographic expansion plans and revenue. Additionally, in certain jurisdictions governmental health agencies may adjust, retroactively and/or prospectively, reimbursement rates for our products. Reimbursement for our products by governments, including the timing of any reimbursements, may also be affected by budgetary or political constraints, particularly in challenging economic environments. Government agencies often do not set their own budgets and therefore, have limited control over the amount of money they can spend. In addition, these agencies experience political pressure that may dictate the manner in which they spend money. There can be no assurance that the economic, budgeting or political issues will not worsen and adversely impact sales or reimbursements of our products.

Competition from current and future competitors may negatively impact our ability to maintain pricing and our market share. New products marketed by our competitors could cause our revenue to decrease due to potential price reductions and lower sales volumes. Additionally, the introduction of generic or biosimilar versions of our products, follow-on products, prodrugs or products approved under abbreviated regulatory pathways may significantly reduce the price that we are able to charge for our products and the volume of products we sell.

Many third-party payors continue to adopt benefit plan changes that shift a greater portion of prescription costs to patients, including more limited benefit plan designs, higher patient co-pay or co-insurance obligations and limitations on patients' use of commercial manufacturer co-pay payment assistance programs (including through co-pay accumulator adjustment or maximization programs). Significant consolidation in the health insurance industry has resulted in a few large insurers and pharmacy benefit managers exerting greater pressure in pricing and usage negotiations with drug manufacturers, significantly increasing discounts and rebates required of manufacturers and limiting patient access and usage. Further consolidation among insurers, pharmacy benefit managers and other payors would increase the negotiating leverage such entities have over us and other drug manufacturers. Additional discounts, rebates, coverage or plan changes, restrictions or exclusions as described above could have a material adverse effect on sales of our affected products.

Our failure to obtain or maintain adequate coverage, pricing or reimbursement for our products could have an adverse effect on our business, reputation, revenue and results of operations, could curtail or eliminate our ability to adequately fund research and development programs and/or could cause a decline or volatility in our stock price.

We depend on relationships with collaborators and other third-parties for revenue, and for the development, regulatory approval, commercialization and marketing of certain of our products and product candidates, which are outside of our full control, and if these relationships fail, our business may be adversely affected.

We rely on a number of collaborative and other third-party relationships for revenue and the development, regulatory approval, commercialization and marketing of certain of our products and product candidates. We also outsource certain aspects of our regulatory affairs and clinical development relating to our products and product candidates to third-parties. Reliance on third-parties subjects us to a number of risks, including:

- we may be unable to control the resources our collaborators or third-parties devote to our programs, products or product candidates, which may affect our ability to achieve development goals or milestones;
- disputes may arise under an agreement, including with respect to the achievement and payment of milestones, payment of development or commercial costs, ownership of rights to technology developed, and the underlying agreement may fail to provide us with significant protection or may fail to be effectively enforced if the collaborators or third-parties fail to perform;

- the interests of our collaborators or third-parties may not always be aligned with our interests, and such parties may not protect and enforce any intellectual property rights or pursue regulatory approvals or market a product in the same manner or to the same extent that we would, which could adversely affect our revenue, or may adopt tax strategies that could have an adverse effect on our business, results of operations or financial condition;
- third-party relationships require the parties to cooperate, and failure to do so effectively could adversely affect product sales or the clinical development or regulatory approvals of product candidates under joint control, could result in termination of the research, development or commercialization of product candidates or could result in litigation or arbitration;
- any failure on the part of our collaborators or third-parties to comply with applicable laws, including tax laws, regulatory requirements and/or applicable contractual obligations or to fulfill any responsibilities they may have to protect and enforce any intellectual property rights underlying our products could have an adverse effect on our revenue or reputation as well as involve us in possible legal proceedings; and
- any improper conduct or actions on the part of our collaborators or third-parties could subject us to civil or criminal investigations and monetary and injunctive penalties, require management attention, impact the accuracy and timing of our financial reporting and/or adversely impact our ability to conduct business, our operating results and our reputation.

Given these risks, there is considerable uncertainty regarding the success of our current and future collaborative efforts. If these efforts fail, our product development or commercialization of new products could be delayed, revenue from products could decline and/or we may not realize the anticipated benefits of these arrangements.

Our results of operations may be adversely affected by current and potential future healthcare reforms including those contained in the IRA.

In the U.S., federal and state legislatures, health agencies and third-party payors continue to focus on containing the cost of health care. Legislative and regulatory proposals, enactments to reform health care insurance programs (including those contained in the IRA) and increasing pressure from social sources could significantly influence the manner in which our products are prescribed, purchased and reimbursed. For example, provisions of the PPACA have resulted in changes in the way health care is paid for by both governmental and private insurers, including increased rebates owed by manufacturers under the Medicaid Drug Rebate Program, annual fees and taxes on manufacturers of certain branded prescription drugs, the requirement that manufacturers participate in a discount program for certain outpatient drugs under Medicare Part D and under Section 340B of the Public Health Service Act and similar state legislation. These changes have had and are expected to continue to have a significant impact on our business.

We may face uncertainties as a result of efforts to repeal, substantially modify or invalidate some or all of the provisions of the PPACA. There is no assurance that the PPACA, as currently enacted or as amended in the future, will not adversely affect our business and financial results, and we cannot predict how future federal or state legislative or administrative changes relating to healthcare reform will affect our business.

There is substantial public attention on the costs of prescription drugs and we expect drug pricing and other health care costs to continue to be subject to political and societal pressures on a global basis. In addition, there have been (including elements of the IRA), and are expected to continue to be, legislative proposals to address prescription drug pricing. We face uncertainties regarding potential healthcare reforms, governmental policy and prioritization, and the uncertainty about the future of the PPACA and healthcare laws may put downward pressure on pharmaceutical pricing and increase our regulatory burdens and operating costs. For example, we expect the IRA's drug pricing controls and Medicare Part D redesign to have an adverse impact on our sales, particularly for our products that are more substantially reliant on Medicare reimbursement.

There is also significant economic pressure on state budgets, that may result in states increasingly seeking to achieve budget savings through mechanisms that limit coverage or payment for our drugs. In recent years, some states have considered legislation and ballot initiatives that would control the prices of drugs, including laws to allow importation of pharmaceutical products from lower cost jurisdictions outside the U.S. and laws intended to impose price controls on state drug purchases. State Medicaid programs are requesting manufacturers to pay supplemental rebates and requiring prior authorization by the state program for use of any drug for which supplemental rebates are not being paid. Government efforts to reduce Medicaid expense may lead to increased use of managed care organizations by Medicaid programs. This may result in managed care organizations influencing prescription decisions for a larger segment of the population and a corresponding limitation on prices and reimbursement for our products.

In the E.U. and some other international markets, the government provides health care at low cost to consumers and regulates pharmaceutical prices, patient eligibility or reimbursement levels to control costs for the government-sponsored health care system. Many countries have announced or implemented measures, and may in the future implement new or additional measures, to reduce health care costs to limit the overall level of government expenditures. These measures vary by country and may include, among other things, patient access restrictions, suspensions on price increases, prospective and possible retroactive price reductions and other recoupments and increased mandatory discounts or rebates, recoveries of past price increases and greater importation of drugs from lower-cost countries. These measures have negatively impacted our revenue and may continue to adversely affect our revenue and results of operations in the future.

Our success in commercializing biosimilars is subject to risks and uncertainties inherent in the development, manufacture and commercialization of biosimilars. If we are unsuccessful in such activities, our business may be adversely affected.

The development, manufacture and commercialization of biosimilar products require specialized expertise and are very costly and subject to complex regulation. Our success in commercializing biosimilars is subject to a number of risks, including:

- ***Reliance on Third-Parties.*** We are dependent, in part, on the efforts of collaboration partners and other third-parties for the development and manufacturing of biosimilars products. These third-parties are independent entities subject to their own unique operational, strategic and financial risks that are outside of our control and may be affected by events outside of our control. For example, one of our contract manufacturers for IMRALDI and BENEPALI was acquired by a third party in December 2024 which may impact the contract manufacturer's operational, strategic or financial risk. If these third-parties fail to perform successfully, or reduce their third party manufacturing production, our biosimilar product development or commercialization of biosimilar products could be delayed, revenue from biosimilar products could decline and/or we may not realize the anticipated benefits of these arrangements;
- ***Competitive Challenges.*** Biosimilar products face significant competition, including from innovator products and biosimilar products offered by other companies that may receive greater acceptance or more favorable reimbursement. Local tendering processes may restrict biosimilar products from being marketed and sold in some jurisdictions. The number of competitors in a jurisdiction, the timing of approval and the ability to market biosimilar products successfully in a timely and cost-effective manner are additional factors that may impact our success in this business area;
- ***Regulatory Compliance.*** Biosimilar products may face regulatory hurdles or delays due to the evolving and uncertain regulatory and commercial pathway of biosimilars products in certain jurisdictions;
- ***Ability to Provide Adequate Supply.*** Manufacturing biosimilars is complex. If we encounter any persistent manufacturing or supply chain difficulties we may be unable to meet demand. We are dependent on a third-party for the manufacture of our biosimilar products and such third-party may not perform its obligations in a timely and cost-effective manner or in compliance with applicable regulations and may be unable or unwilling to increase production capacity commensurate with demand for our existing or future biosimilar products. For example, one of our contract manufacturers for IMRALDI and BENEPALI was acquired by a third party in December 2024, which may have an impact on our biosimilars business;
- ***Intellectual Property and Regulatory Challenges.*** Biosimilar products may face extensive intellectual property clearances and infringement litigation, injunctions or regulatory challenges, which could prevent the commercial launch of a product or delay it for many years or result in imposition of monetary damages, penalties or other civil sanctions and damage our reputation; and
- ***Failure to Gain Market and Patient Acceptance.*** Market success of biosimilar products will be adversely affected if patients, physicians and/or payors do not accept biosimilar products as safe and efficacious products offering a more competitive price or other benefit over existing therapies.

Risks Related to Intellectual Property

If we are unable to obtain and maintain adequate protection for our data, intellectual property and other proprietary rights, our business may be harmed.

Our success, including our long-term viability and growth, depends, in part, on our ability to obtain and defend patent and other intellectual property rights, including certain regulatory forms of exclusivity, that are important to the commercialization of our products and product candidates. Patent protection and/or regulatory exclusivity in the U.S. and other important markets remains uncertain and depends, in part, upon decisions of the patent offices, courts, administrative bodies and lawmakers in these countries. We may fail to obtain, defend or preserve patent and other intellectual property rights, including certain regulatory forms of exclusivity, or the protection we obtain may not be of

sufficient breadth and degree to protect our commercial interests in all countries where we conduct business, which could result in financial, business or reputational harm to us or could cause a decline or volatility in our stock price. In addition, settlements of such proceedings often result in reducing the period of exclusivity and other protections, resulting in a reduction in revenue from affected products.

In many markets, including the U.S., manufacturers may be allowed to rely on the safety and efficacy data of the innovator's product and do not need to conduct clinical trials before marketing a competing version of a product after there is no longer patent or regulatory exclusivity. In such cases, manufacturers often charge significantly lower prices and a major portion of the company's revenue may be reduced in a short period of time. In addition, manufacturers of generics and biosimilars may choose to launch or attempt to launch their products before the expiration of our patent or other intellectual property protections.

Furthermore, our products may be determined to infringe patents or other intellectual property rights held by third-parties. Legal proceedings, administrative challenges or other types of proceedings are and may in the future be necessary to determine the validity, scope or non-infringement of certain patent rights claimed by third-parties to be pertinent to the manufacture, use or sale of our products. Legal proceedings may also be necessary to determine the rights, obligations and payments claimed during and after the expiration of intellectual property license agreements we have entered with third parties. Such proceedings are unpredictable and are often protracted and expensive. Negative outcomes of such proceedings could hinder or prevent us from manufacturing and marketing our products, require us to seek a license for the infringed product or technology or result in the assessment of significant monetary damages against us that may exceed amounts, if any, accrued in our financial statements. A failure to obtain necessary licenses for an infringed product or technology could prevent us from manufacturing or selling our products. Furthermore, payments under any licenses that we are able to obtain could reduce our profits from the covered products and services. Any of these circumstances could result in financial, business or reputational harm to us or could cause our stock price to decline or experience periods of volatility.

Risks Related to Development, Clinical Testing and Regulation of Our Products and Product Candidates

Successful preclinical work or early/late stage clinical trials does not ensure success in later stage trials, regulatory approval or commercial viability of a product.

Positive results in preclinical work or early/late stage clinical trials have in the past and may in the future fail to be replicated in subsequent or confirmatory trials. Additionally, success in preclinical work or early/late stage clinical trials does not ensure that later stage or larger scale clinical trials will be successful or that regulatory approval will be obtained. Even if later stage clinical trials are successful, regulatory authorities may delay or decline approval of our product candidates. Regulatory authorities may disagree with our view of the data, require additional studies, disagree with our trial design or endpoints. Regulatory authorities may also fail to approve the facilities or processes used to manufacture a product candidate, our dosing or delivery methods or companion devices. Regulatory authorities have in the past and may in the future grant marketing approval that is more restricted than anticipated, including limiting indications to narrow patient populations and the imposition of safety monitoring, educational requirements, requiring confirmatory trials and risk evaluation and mitigation strategies. The occurrence of any of these events could result in significant costs and expense, have an adverse effect on our business, financial condition and results of operations and/or cause our stock price to decline or experience periods of volatility.

Clinical trials and the development of biopharmaceutical products is a lengthy and complex process. If we fail to adequately manage our clinical activities, our clinical trials or potential regulatory approvals may be delayed or denied.

Conducting clinical trials is a complex, time-consuming and expensive process. Our ability to complete clinical trials in a timely fashion depends on a number of key factors, including protocol design, regulatory and institutional review board approval, patient enrollment rates and compliance with current Good Clinical Practices. If we or our third-party clinical trial providers or third-party CROs do not successfully carry out these clinical activities, our clinical trials or the potential regulatory approval of a product candidate may be delayed or denied.

We have opened clinical trial sites and are enrolling patients in a number of countries where our experience is limited. In most cases, we use the services of third-parties to carry out our clinical trial related activities and rely on such parties to accurately report their results. Our reliance on third-parties for these activities may impact our ability to control the timing, conduct, expense and quality of our clinical trials. One CRO has responsibility for a substantial portion of our activities and reporting related to our clinical trials and if such CRO does not adequately perform, many of our trials may be affected, including adversely affecting our expenses associated with such trials. We may need to replace our CROs, which may result in the delay of the affected trials or otherwise adversely affect our efforts to obtain regulatory approvals and commercialize our product candidates.

Adverse safety events or restrictions on use and safety warnings for our products can negatively affect our business, product sales and stock price.

Adverse safety events involving our marketed products, generic or biosimilar versions of our marketed products or products from the same class as one of our products may have a negative impact on our business. Discovery of safety issues with our products could create product liability and could cause additional regulatory scrutiny and requirements for additional labeling or safety monitoring, withdrawal of products from the market and/or the imposition of fines or criminal penalties. Adverse safety events may also damage physician, patient and/or investor confidence in our products and our reputation. Any of these could result in adverse impacts on our results of operations.

Regulatory authorities are making greater amounts of stand-alone safety information directly available to the public through periodic safety update reports, patient registries and other reporting requirements. The reporting of adverse safety events involving our products or products similar to ours and public rumors about such events may increase claims against us and may also cause our product sales to decline or our stock price to experience periods of volatility.

Restrictions on use or safety warnings that may be required to be included in the label of our products may significantly reduce expected revenue for those products and require significant expense and divert management time.

Risks Related to Our Operations

A breakdown or breach of our information systems could subject us to liability or interrupt the operation of our business.

We are increasingly dependent upon information systems and data to operate our business. Changes in how we operate have caused us to modify our business practices in ways that heighten this dependence, including changing the requirement that most of our office-based employees in the U.S. and our other key markets work from the office, with many of our employees now working in hybrid or full-remote positions. As a result, we are increasingly dependent upon our information systems to operate our business and our ability to effectively manage our business depends on the security, reliability and adequacy of our information systems and data, which includes use of cloud technologies, including Software as a Service (SaaS), Platform as a Service (PaaS) and Infrastructure as a Service (IaaS). Breakdowns, invasions, corruptions, destructions and/or breaches, which may include impacts such as, but not limited to, comprising the capacity, reliability or security of our information systems or those of our business partners, including our cloud technologies, and/or unauthorized access to our data and information could subject us to significant liability, negatively impact our business operations, and/or require replacement of technology and/or sizeable ransom payments. Our information systems, including our cloud technologies, continue to increase in multitude and complexity, increasing our vulnerability when breakdowns, malicious intrusions and random attacks occur. Data privacy or security breaches also pose a risk that sensitive data, including intellectual property, trade secrets or personal information belonging to us, patients, customers or other business partners, may be exposed to unauthorized persons or to the public.

Cybersecurity threats and incidents are increasing in their frequency, sophistication and intensity, and are becoming increasingly difficult to detect, particularly when they impact vendors, customers or suppliers, and other companies in our supply chain. Cybersecurity threats and incidents are often carried out by motivated, well-resourced, skilled and persistent actors, including nation states, organized crime groups, “hacktivists” and may include or target employees or contractors acting with careless or malicious intent. Recent developments in the threat landscape include use of adversarial AI techniques and machine learning, as well as an increased number of cyber extortion attacks, with higher financial ransom demand amounts and increasing sophistication and variety of ransomware techniques and methodology. Geopolitical instability, including that related to Russia's invasion of Ukraine or the conflict in the Middle East, may increase the risk of cybersecurity threats. Cybersecurity threats or incidents may include deployment of harmful malware and key loggers, ransomware, a denial-of-service attack, a malicious website, the use of social engineering and other means to affect the confidentiality, integrity and availability of our information systems and data. Cybersecurity threats and incidents also include manufacturing, hardware or software supply chain attacks, which could cause a delay in the manufacturing of products or products produced for contract manufacturing or lead to a data privacy or security breach. Our key business partners face similar risks and any security breach of their systems could adversely affect our security posture. In addition, our increased use of cloud technologies heightens these and other operational risks, and any failure by cloud or other technology service providers to adequately safeguard their systems and prevent cyber-attacks could disrupt our operations and result in misappropriation, corruption or loss of confidential or proprietary information.

While we continue to build and improve our systems and infrastructure, including our business continuity plans, there can be no assurance that our efforts will prevent cybersecurity threats or incidents in our systems and any such incidents could materially adversely affect our business and operations and/or result in the loss of critical or sensitive information, which could result in material financial, legal, operational or reputational harm to us, loss of competitive advantage or loss of consumer confidence. Our liability insurance may not be sufficient in type or amount to cover us against claims related to security breaches, cyber-attacks and other related breaches.

Regulations continue to change as regulators worldwide consider new rules. For example, the SEC has adopted additional disclosure rules regarding cyber security risk management, strategy, governance and incident reporting by public companies. These new regulations or other regulations being considered in Europe and around the world may impact the manner in which we operate.

Regulators currently impose new data privacy and security requirements, including monetary fines for privacy violations. For example, the E.U.'s General Data Protection Regulation established regulations regarding the handling of personal data, and provides an enforcement authority and imposes large penalties for noncompliance. U.S. data privacy and security laws, such as the CCPA, and others that may be passed, similarly introduce requirements with respect to personal information, and non-compliance with the CCPA may result in liability through private actions (subject to statutorily defined damages in the event of certain data breaches) and enforcement. Failure to comply with these current and future laws, policies, industry standards or legal obligations or any security incident resulting in the unauthorized access to, or acquisition, release or transfer of personal information may result in governmental enforcement actions, litigation, fines and penalties or adverse publicity and could cause our customers to lose trust in us, which could have a material adverse effect on our business and results of operations.

The increasing use of AI-based software presents new risks and challenges and could adversely affect our business and reputation.

The use of AI-based software is increasingly being used in the biopharmaceutical industry, including by us, such as for research, marketing, manufacturing and commercialization, and we expect to use technology that uses AI in the future. As with many developing technologies, AI-based software presents risks and challenges. For example, algorithms may be flawed; data sets may be insufficient, of poor quality or contain biased information; and inappropriate or controversial data practices could impair results. If the analyses that AI-based software assist in producing are deficient or inaccurate, we could be subjected to competitive harm, potential legal liability and brand or reputational harm. Use of AI-based software may also lead to cybersecurity risks or the release of confidential proprietary information, including personal data, which may impact our ability to realize the benefit of our intellectual property or violate our internal policies, data protection laws or contractual requirements. The use of AI-based software may also result in unauthorized access of personal data or the intellectual property of third parties. Since the use of AI is subject to new or evolving laws and regulations, compliance may impose operational costs and limit our ability to use AI-based software, and failure to comply may result in potential government actions, litigation, fines, penalties or adverse publicity.

Manufacturing issues could substantially increase our costs, limit supply of our products and/or reduce our revenue.

The process of manufacturing our products is complex, highly regulated and subject to numerous risks, including:

- ***Risks of Reliance on Third-Parties and Single Source Providers.*** We rely on third-party suppliers and manufacturers for many aspects of our manufacturing process for our products and product candidates. In some cases, due to the unique manner in which our products are manufactured, we rely on single source providers of raw materials and manufacturing supplies. These third-parties are independent entities subject to their own unique operational, strategic and financial risks that are outside of our control and may be affected by events outside of our control. Additionally, these third-parties may not perform their obligations in a timely and cost-effective manner or in compliance with applicable regulations, and they may be unable or unwilling to increase production capacity commensurate with demand for our existing or future products. Finding alternative providers could take a significant amount of time and involve significant expense due to the specialized nature of the services and the need to obtain regulatory approval of any significant changes to our suppliers or manufacturing methods. We cannot be certain that we could reach agreement with alternative providers or that the FDA or other regulatory authorities would approve our use of such alternatives.
- ***Global Bulk Supply Risks.*** We rely on our manufacturing facilities for the production of drug substance for our large molecule products and product candidates. Our global bulk supply of these products and product candidates depends on the uninterrupted and efficient operation of these facilities, which could be adversely affected by equipment failures, labor or raw material shortages, geopolitical instability, public health epidemics, natural disasters, adverse weather events, power failures, cyber-attacks and many other factors.
- ***Risks Relating to Compliance with current GMP (cGMP).*** We and our third-party providers are required to maintain compliance with cGMP and other stringent requirements, as applicable, and are subject to inspections by the FDA and other regulatory authorities to confirm compliance. Any delay, interruption or other

issues that arise in the manufacture, fill-finish, packaging or storage of our products as a result of a failure of our facilities or operations or those of third-parties to receive regulatory approval or pass any regulatory agency inspection could significantly impair our ability to develop and commercialize our products. Significant noncompliance could also result in the imposition of monetary penalties or other civil or criminal sanctions and damage our reputation.

- ***Risk of Product Loss.*** The manufacturing process for our products is extremely susceptible to product loss due to contamination, oxidation, equipment failure or improper installation or operation of equipment or vendor or operator error. Even minor deviations from normal manufacturing processes could result in reduced production yields, product defects and other supply disruptions. If microbial, viral or other contaminations are discovered in our products or manufacturing facilities, we may need to close our manufacturing facilities for an extended period of time to investigate and remediate the contaminant.

Any adverse developments affecting our manufacturing operations or the operations of our third-party suppliers and manufacturers may result in shipment delays, inventory shortages, lot failures, product withdrawals or recalls or other interruptions in the commercial supply of our products.

Furthermore, factors such as geopolitical instability, public health epidemics, natural disasters, adverse weather events, labor or raw material shortages, imposition of tariffs or trade restrictions, power failures, cyber-attacks and other supply chain disruptions could result in difficulties and delays in manufacturing our products, which could have an adverse impact on our results in operations or result in product shortages. We may also have to take inventory write-offs and incur other charges and expense for products that fail to meet specifications, undertake costly remediation efforts or seek more costly manufacturing alternatives. Such developments could increase our manufacturing costs, cause us to lose revenue or market share as patients and physicians turn to competing therapeutics, diminish our profitability or damage our reputation.

In addition, although we have business continuity plans to reduce the potential for manufacturing disruptions or delays and reduce the severity of a disruptive event, there is no guarantee that these plans will be adequate, which could adversely affect our business and operations.

Management, personnel and other organizational changes may disrupt our operations, and we may have difficulty retaining personnel or attracting and retaining qualified replacements on a timely basis for the management and other personnel who may leave the Company, which could disrupt our business and adversely affect our operations.

Changes in management, other personnel and our overall retention rate may disrupt our business, and any such disruption could adversely affect our operations, programs, growth, financial condition or results of operations. New members of management may have different perspectives on programs and opportunities for our business, which may cause us to focus on new opportunities or reduce or change emphasis on our existing programs.

Our success is dependent upon our ability to attract and retain qualified management and other personnel in a highly competitive environment. Qualified individuals are in high demand, and we may incur significant costs to attract or retain them. We may face difficulty in attracting and retaining talent for a number of reasons, including management changes, integration related to the Reata and HI-Bio acquisitions, the underperformance or discontinuation of one or more marketed, pre-clinical or clinical programs, recruitment by competitors or changes in the overall labor market. In addition, changes in our organizational structure or in our flexible working arrangements could impact employees' productivity and morale as well as our ability to attract, retain and motivate employees. We cannot ensure that we will be able to hire or retain the personnel necessary for our operations or that the loss of any personnel will not have a material impact on our financial condition and results of operations.

If we fail to comply with the extensive legal and regulatory requirements affecting the health care industry, we could face increased costs, penalties and a loss of business.

Our activities, and the activities of our collaborators, distributors and other third-party providers, are subject to extensive government regulation and oversight in the U.S. and in foreign jurisdictions, and are subject to change and evolving interpretations, which could require us to incur substantial costs associated with compliance or to alter one or more of our business practices. The FDA and comparable foreign agencies directly regulate many of our most critical business activities, including the conduct of preclinical and clinical studies, product manufacturing, advertising and promotion, product distribution, adverse event reporting, product risk management and our compliance with good practice quality guidelines and regulations. Our interactions with physicians and other health care providers that prescribe or purchase our products are also subject to laws and government regulation designed to prevent fraud and abuse in the sale and use of products and place significant restrictions on the marketing practices of health care companies. Health care companies are facing heightened scrutiny of their relationships with health care providers and have been the target of lawsuits and investigations alleging violations of laws and government regulation, including claims asserting submission of incorrect pricing information, impermissible off-label

promotion of pharmaceutical products, payments intended to influence the referral of health care business, submission of false claims for government reimbursement, antitrust violations or violations related to environmental matters. There is also enhanced scrutiny of company-sponsored patient assistance programs, including testing, insurance premium and co-pay assistance programs and donations to third-party charities that provide such assistance. The U.S. government has challenged some of our donations to third-party charities that provide patient assistance. If we, or our vendors or donation recipients, are found to fail to comply with relevant laws, regulations or government guidance in the operation of these or other patient assistance programs, we could be subject to significant fines or penalties. Risks relating to compliance with laws and regulations may be heightened as we continue to expand our global operations and enter new therapeutic areas with different patient populations, which may have different product distribution methods, marketing programs or patient assistance programs from those we currently utilize or support.

Conditions and regulations governing the health care industry are subject to change, with possible retroactive effect, including:

- new laws, regulations or judicial decisions, or new interpretations of existing laws, regulations or judicial decisions, related to health care availability, pricing or marketing practices, compliance with employment practices, method of delivery, payment for health care products and services, compliance with health information and data privacy and security laws and regulations, tracking and reporting payments and other transfers of value made to physicians and teaching hospitals, extensive anti-bribery and anti-corruption prohibitions, product serialization and labeling requirements and used product take-back requirements;
- changes and the potential imposition of new or changing standards in the FDA and foreign regulatory approval processes, staffing, resources or perspectives that may delay or prevent certain processes, including, but not limited to, the approval of new products, product labels and/or formulations and approvals required for manufacturing facilities and may result in lost market opportunity;
- government shutdowns, reorganizations, reductions in staffing and/or resources or changes in priorities may result in delays to the review and approval process, slowing the time necessary for new drug candidates to be reviewed and/or approved, which may adversely affect our business;
- requirements that provide for increased transparency of clinical trial results and quality data, such as the EMA's clinical transparency policy, which could impact our ability to protect trade secrets and competitively-sensitive information contained in approval applications or could be misinterpreted leading to reputational damage, misperception or legal action, which could harm our business; and
- changes in FDA and foreign regulations that may require additional safety monitoring, labeling changes, restrictions on product distribution or use or other measures after the introduction of our products to market, which could increase our costs of doing business, adversely affect the future permitted uses of approved products or otherwise adversely affect the market for our products.

Additionally, conditions and regulations governing the health care industry in the U.S. are subject to greater risk of change and uncertainty as a result of changes in legislative and regulatory priorities and personnel.

Violations of governmental regulation may be punishable by criminal and civil sanctions, including fines and civil monetary penalties and exclusion from participation in government programs, including Medicare and Medicaid, as well as against executives overseeing our business. We could also be required to repay amounts we received from government payors or pay additional rebates and interest if we are found to have miscalculated the pricing information we submitted to the government. In addition, legal proceedings and investigations are inherently unpredictable, and large judgments or settlements sometimes occur. While we believe that we have appropriate compliance controls, policies and procedures in place to comply with the laws or regulations of the jurisdictions in which we operate, there is a risk that acts committed by our employees, agents, distributors, collaborators or third-party providers might violate such laws or regulations. Whether or not we have complied with the law, an investigation or litigation related to alleged unlawful conduct could increase our expense, damage our reputation, divert management time and attention and adversely affect our business.

Our sales and operations are subject to the risks of doing business internationally.

We are increasing our presence in international markets, subjecting us to many risks that could adversely affect our business and revenue. There is no guarantee that our efforts and strategies to expand sales in international markets will succeed. Emerging market countries may be especially vulnerable to periods of global and local political, legal, regulatory and financial instability and may have a higher incidence of corruption and fraudulent business practices. Certain countries may require local clinical trial data as part of the drug registration process in addition to global clinical trials, which can add to overall drug development and registration timelines. We may also be required to

increase our reliance on third-party agents or distributors and unfamiliar operations and arrangements previously utilized by companies we collaborate with or acquire in emerging markets.

Our sales and operations are subject to the risks of doing business internationally, including:

- the impact of public health epidemics on the global economy and the delivery of healthcare treatments;
- less favorable intellectual property or other applicable laws;
- the inability to obtain necessary foreign regulatory approvals of products in a timely manner;
- limitations and additional pressures on our ability to obtain and maintain product pricing, reimbursement or receive price increases, including those resulting from governmental or regulatory requirements;
- increased cost of goods due to factors such as inflation and supply chain disruptions;
- additional complexity in manufacturing or conducting clinical research internationally, including materials manufactured in China or working with CROs in China;
- delays in clinical trials relating to geopolitical instability related to Russia's invasion of Ukraine and the military conflict in the Middle East;
- the inability to successfully complete subsequent or confirmatory clinical trials in countries where our experience is limited;
- longer payment and reimbursement cycles and uncertainties regarding the collectability of accounts receivable;
- fluctuations in foreign currency exchange rates that may adversely impact our revenue, net income and value of certain of our investments;
- the imposition of governmental controls;
- diverse data privacy and protection requirements;
- increasingly complex standards for complying with foreign laws and regulations that may differ substantially from country to country and may conflict with corresponding U.S. laws and regulations;
- the anti-bribery and anti-corruption legislation across the globe, including the U.K. Bribery Act 2010, and elsewhere and escalation of investigations and prosecutions pursuant to such laws;
- compliance with complex import and export control laws;
- changes in tax laws; and
- the imposition of tariffs, trade protection measures, embargoes, import or export licensing requirements and the imposition of trade sanctions and other similar restrictions.

Our international operations are also subject to regulation under U.S. law. For example, the U.S. federal government has initiated Section 232 investigations including with respect to pharmaceutical imports into the U.S. The result of these Section 232 investigations and any subsequent rulemaking could result in the government taking actions such as trade protection measures, embargoes, import or export licensing requirements, the imposition of trade sanctions or similar restrictions, which could have adverse consequences to our business and operations.

Additionally, the U.S. FCPA prohibits U.S. companies and their representatives from paying, offering to pay, promising to pay or authorizing the payment of anything of value to any foreign government official, government staff member, political party or political candidate for the purpose of obtaining or retaining business or to otherwise obtain favorable treatment or influence a person working in an official capacity. In many countries, the health care professionals we regularly interact with may meet the FCPA's definition of a foreign government official. Failure to comply with domestic or foreign laws could result in various adverse consequences, including possible delay in approval or refusal to approve a product, recalls, seizures or withdrawal of an approved product from the market, disruption in the supply or availability of our products or suspension of export or import privileges, the imposition of civil or criminal sanctions, the prosecution of executives overseeing our international operations and damage to our reputation. Any significant impairment of our ability to sell products outside of the U.S. could adversely impact our business and financial results. In addition, while we believe that we have appropriate compliance controls, policies and procedures in place to comply with the FCPA, there is a risk that acts committed by our employees, agents, distributors, collaborators or third-party providers might violate the FCPA and we might be held responsible. If our employees, agents, distributors, collaborators or third-party providers are found to have engaged in such practices, we could suffer severe penalties and may be subject to other liabilities, which could negatively affect our business, operating results and financial condition.

We built a large-scale biologics manufacturing facility and are building a gene therapy, clinical packaging and other manufacturing facility, which will result in the incurrence of significant investment with no assurance that such investment will be recouped.

In order to support our future growth and drug development pipeline, we have expanded our large molecule production capacity by building a large-scale biologics manufacturing facility in Solothurn, Switzerland with no assurance that the additional capacity will be required or this investment will be recouped.

Although the Solothurn facility was approved by the FDA for LEQEMBI, there can be no assurance that the regulatory authorities will approve the Solothurn facility for the manufacturing of other products.

Additionally, we are building a new gene therapy, clinical packaging and other manufacturing facility in RTP, North Carolina with no assurance that this investment will be fully utilized. If we are unable to fully utilize this gene therapy, clinical packaging and other manufacturing facility, charges from excess capacity may occur and would have a negative effect on our financial condition and results of operations.

If we are unable to fully utilize our manufacturing facilities, our business may be harmed. Charges resulting from excess capacity may continue to occur and would have a negative effect on our financial condition and results of operations.

The illegal distribution and sale by third-parties of counterfeit or unfit versions of our products or stolen products could have a negative impact on our reputation and business.

Third-parties might illegally distribute and sell counterfeit or unfit versions of our products, which do not meet our rigorous manufacturing, distribution and testing standards. A patient who receives a counterfeit or unfit drug may be at risk for a number of dangerous health consequences. Our reputation and business could suffer harm as a result of counterfeit or unfit drugs sold under our brand name. Inventory that is stolen from warehouses, plants or while in-transit, and that is subsequently improperly stored and sold through unauthorized channels, could adversely impact patient safety, our reputation and our business.

The increasing use of social media platforms presents new risks and challenges.

Social media is increasingly being used to communicate about our products and the diseases our therapies are designed to treat. Social media practices in the biopharmaceutical industry continue to evolve and regulations relating to such use are not always clear and create uncertainty and risk of noncompliance with regulations applicable to our business. For example, patients may use social media channels to comment on the effectiveness of a product or to report an alleged adverse event. When such disclosures occur, there is a risk that we fail to monitor and comply with applicable adverse event reporting obligations or we may not be able to defend the company or the public's legitimate interests in the face of the political and market pressures generated by social media due to restrictions on what we may say about our products. There is also a risk of inappropriate disclosure of sensitive information or negative or inaccurate posts or comments about us on social media. We may also encounter criticism on social media regarding our company, management, product candidates or products. The immediacy of social media precludes us from having real-time control over postings made regarding us via social media, whether matters of fact or opinion. Our reputation could be damaged by negative publicity or if adverse information concerning us is posted on social media platforms or similar mediums, which we may not be able to reverse. If any of these events were to occur or we otherwise fail to comply with applicable regulations, we could incur liability, face restrictive regulatory actions or incur other harm to our business.

Risks Related to Holding Our Common Stock

Our operating results are subject to significant fluctuations.

Our quarterly revenue, expense and net income have fluctuated in the past and are likely to fluctuate significantly in the future due to the risks described in these *Risk Factors* as well as the timing of charges and expense that we may take. We have recorded, or may in the future be required to record, charges that include:

- the cost of restructurings or other initiatives to streamline our operations and reallocate resources;
- the costs associated with decisions to terminate research and development programs;
- impairments with respect to investments, fixed assets and long-lived assets, including IPR&D and other intangible assets;
- inventory write-downs for failed quality specifications, charges for excess capacity, charges for excess or obsolete inventory and charges for inventory write-downs relating to product suspensions, expirations or recalls;
- changes in the fair value of contingent consideration or our equity investments;
- bad debt expense and increased bad debt reserves;

- outcomes of litigation and other legal or administrative proceedings, regulatory matters and tax matters;
- payments in connection with acquisitions, divestitures and other business development activities and under license and collaboration agreements;
- failure to meet certain contractual commitments; and
- the impact of public health epidemics, on employees, the global economy and the delivery of healthcare treatments.

Our revenue and certain assets and liabilities are also subject to foreign currency exchange rate fluctuations due to the global nature of our operations. Our efforts to mitigate the impact of fluctuating currency exchange rates may not be successful. As a result, currency fluctuations among our reporting currency, the U.S. dollar, and other currencies in which we do business will affect our operating results, often in unpredictable ways. Our net income may also fluctuate due to the impact of charges we may be required to take with respect to foreign currency hedge transactions. In particular, we may incur higher than expected charges from early termination of a hedge relationship.

Our operating results during any one period do not necessarily suggest the anticipated results of future periods.

Our investments in properties may not be fully realized.

We own or lease real estate primarily consisting of buildings that contain research laboratories, office space and manufacturing operations. We may decide to consolidate or co-locate certain aspects of our business operations or dispose of one or more of our properties, some of which may be located in markets that are experiencing high vacancy rates and decreasing property values. If we determine that the fair value of any of our owned properties is lower than their book value, we may not realize the full investment in these properties and incur significant impairment charges or additional depreciation when the expected useful lives of certain assets have been shortened due to the anticipated closing of facilities. If we decide to fully or partially vacate a property, we may incur significant cost, including facility closing costs, employee separation and retention expense, lease termination fees, rent expense in excess of sublease income and impairment of leasehold improvements and accelerated depreciation of assets. Any of these events may have an adverse impact on our results of operations.

We may not be able to access the capital and credit markets on favorable terms, which could increase our financing costs.

We may seek access to the capital and credit markets to supplement our existing funds and cash generated from operations for working capital, capital expenditure, debt refinancing, debt service requirements and other business initiatives. The capital and credit markets are experiencing, and have in the past experienced, extreme volatility and disruption, which leads to uncertainty and liquidity issues for both borrowers and investors. In the event of adverse market conditions, we may be unable to obtain capital or credit market financing on favorable terms which could significantly increase our financing costs. Changes in credit ratings issued by nationally recognized credit rating agencies could also adversely affect our cost of financing and the market price of our securities.

Our indebtedness could adversely affect our business and limit our ability to plan for or respond to changes in our business.

Our indebtedness, together with our significant contingent liabilities, including milestone and royalty payment obligations, could have important consequences to our business; for example, such obligations could:

- increase our vulnerability to general adverse economic and industry conditions;
- limit our ability to access capital markets and incur additional debt in the future;
- require us to dedicate a substantial portion of our cash flow from operations to payments on our indebtedness, thereby reducing the availability of our cash flow for other purposes, including business development, research and development and mergers and acquisitions; and
- limit our flexibility in planning for, or reacting to, changes in our business and the industry in which we operate, thereby placing us at a disadvantage compared to our competitors that have less debt.

Our investment portfolio is subject to market, interest and credit risk that may reduce its value.

We maintain a portfolio of marketable securities for investment of our cash as well as investments in equity securities of certain biotechnology companies. Changes in the value of our investment portfolio has in the past and may in the future adversely affect our earnings. The value of our investments may decline due to, among other things, increases in interest rates, downgrades of the bonds and other securities in our portfolio, negative company-specific news, biotechnology market sentiment, instability in the global financial markets that reduces the liquidity of securities in our portfolio, declines in the value of collateral underlying the securities in our portfolio and other factors. Each of these events may cause us to record charges to reduce the carrying value of our investment

portfolio or sell investments for less than our acquisition cost. Although we attempt to mitigate these risks through diversification of our investments and continuous monitoring of our portfolio's overall risk profile, the value of our investments may nevertheless decline.

There can be no assurance that we will repurchase shares or that we will repurchase shares at favorable prices, which may negatively affect our stock price.

From time to time our Board of Directors authorizes share repurchase programs. The amount and timing of share repurchases are subject to capital availability and our determination that share repurchases are in the best interest of our shareholders and are in compliance with all respective laws and our applicable agreements. Our ability to repurchase shares will depend upon, among other factors, our cash balances and potential future capital requirements for strategic transactions, our results of operations, our financial condition and other factors beyond our control that we may deem relevant. Additionally, the recently enacted IRA includes an excise tax on share repurchases, which will increase the cost of share repurchases. A reduction in repurchases under, or the completion of, our share repurchase programs could have a negative effect on our stock price. We can provide no assurance that we will repurchase shares at favorable prices, if at all.

Some of our collaboration agreements contain change in control provisions that may discourage a third-party from attempting to acquire us.

Some of our collaboration agreements include change in control provisions that could reduce the potential acquisition price an acquirer is willing to pay or discourage a takeover attempt that could be viewed as beneficial to shareholders. Upon a change in control, some of these provisions could trigger reduced milestone, profit or royalty payments to us or give our collaboration partner rights to terminate our collaboration agreement, acquire operational control or force the purchase or sale of the programs that are the subject of the collaboration.

General Risk Factors

Our effective tax rate fluctuates, and we may incur obligations in tax jurisdictions in excess of accrued amounts in our financial statements.

As a global biopharmaceutical company, we are subject to taxation in numerous countries, states and other jurisdictions. As a result, our effective tax rate is derived from a combination of applicable tax rates, including withholding taxes, in the various places that we operate. In preparing our financial statements, we estimate the amount of tax that will become payable in each of such places. Our effective tax rate may be different than experienced in the past or our current expectations due to many factors, including changes in the mix of our profitability from country to country, the results of examinations and audits of our tax filings, adjustments to the value of our uncertain tax positions, interpretations by tax authorities or other bodies with jurisdiction, the result of tax cases, changes in accounting for income taxes and changes in tax laws, especially in the U.S. and Switzerland, and regulations (including the Global Tax Deal Executive Order issued on January 20, 2025) either prospectively or retrospectively and the effects of the integrations of Reata and HI-Bio.

Our inability to secure or sustain acceptable arrangements with tax authorities and future changes in the tax laws, among other things, may result in tax obligations in excess of amounts accrued in our financial statements.

The enactment of some or all of the recommendations set forth or that may be forthcoming in the OECD's project on "Base Erosion and Profit Shifting" by tax authorities and economic blocs in the countries in which we operate, could unfavorably impact our effective tax rate. These initiatives focus on common international principles for the entitlement to taxation of global corporate profits and minimum global tax rates. Many countries have or are in the process of enacting legislation intended to implement the OECD GloBE Model Rules. The impact on the Company will depend on the timing of implementation, the exact nature of each country's GloBE legislation, guidance and regulations (including the Global Tax Deal Executive Order issued on January 20, 2025) thereon and their application by tax authorities either prospectively or retrospectively.

Our business involves environmental and operational risks, which include the cost of compliance and the risk of contamination or injury.

Our business and the business of several of our strategic partners involve the controlled use of hazardous materials, chemicals, biologics and radioactive compounds which make us subject to changing and evolving rules and interpretations, which could require us to incur substantial costs associated with compliance or to alter one or more of our business practices. Although we believe that our safety procedures for handling and disposing of such materials comply with state, federal and foreign standards, there will always be the risk of accidental contamination or injury. If we were to become liable for an accident, or if we were to suffer an extended facility shutdown, we could incur significant costs, damages and penalties that could harm our business. Manufacturing of our products and

product candidates also requires permits from government agencies for water supply and wastewater discharge. If we do not obtain appropriate permits, including permits for sufficient quantities of water and wastewater, we could incur significant costs and limits on our manufacturing volumes that could harm our business. Additionally, regulators have passed new environmental disclosure rules. For example, the E.U., California and certain other countries we do business in have promulgated new climate disclosure rules that will generally require additional disclosure. Additionally, other regulators are considering environmental disclosure rules. These new rules collectively will impose additional disclosure requirements relating to climate-related risks and emissions disclosures. We expect to be subject to these new laws and regulations if or when they go into effect, which would impose extensive reporting obligations about greenhouse gas emissions and climate-related financial risks. These recently enacted and proposed regulations may require us to incur compliance and disclosure costs and will likely require substantial management attention.

ITEM 2. UNREGISTERED SALES OF EQUITY SECURITIES AND USE OF PROCEEDS

ISSUER PURCHASES OF EQUITY SECURITIES

The following table summarizes our common stock repurchase activity under our 2020 Share Repurchase Program during the first quarter of 2025:

Period	Total Number of Shares Purchased (#)	Average Price Paid per Share (\$)	Total Number of Shares Purchased as Part of Publicly Announced Programs (#)	Approximate Dollar Value of Shares That May Yet Be Purchased Under Our Programs (\$ in millions)
January 1, 2025 - January 31, 2025	—	\$ —	—	\$ 2,050.0
February 1, 2025 - February 28, 2025	—	\$ —	—	\$ 2,050.0
March 1, 2025 - March 31, 2025	—	\$ —	—	\$ 2,050.0
Total ⁽¹⁾	—	\$ —	—	

⁽¹⁾ There were no share repurchases during the first quarter of 2025.

In October 2020 our Board of Directors authorized our 2020 Share Repurchase Program, which is a program to repurchase up to \$5.0 billion of our common stock. Our 2020 Share Repurchase Program does not have an expiration date. All shares repurchased under our 2020 Share Repurchase Program were retired. There were no share repurchases of our common stock during the three months ended March 31, 2025 and 2024. Approximately \$2.1 billion remained available under our 2020 Share Repurchase Program as of March 31, 2025.

ITEM 5. OTHER INFORMATION

TRADING ARRANGEMENTS

From time to time, our officers (as defined in Rule 16a-1(f)) and directors may enter into Rule 10b5-1 or non-Rule 10b5-1 trading arrangements (as each such term is defined in Item 408 of Regulation S-K). During the first quarter of 2025 our officers and directors took the following actions with respect to trading arrangements:

Name and Position	Action	Date	Trading Arrangement		Total Shares to be Purchased or Sold	Expiration Date
			Rule 10b5-1	Non-Rule 10b5-1		
Priya Singhal, M.D., EVP, Head of Development	Adopt	2/18/2025	X	—	19,523	2/27/2026
Rachid Izzar, EVP, Global Product Strategy and Commercialization	Adopt	3/12/2025	X	—	2,223	8/18/2025
Stephen Sherwin, Director	Adopt	2/24/2025	X	—	4,379	8/24/2025

ITEM 6. EXHIBITS

The exhibits listed below are filed or furnished as part of this Quarterly Report on Form 10-Q.

EXHIBIT INDEX

Exhibit Number	Description of Exhibit
31.1+	<u>Certification of the Chief Executive Officer Pursuant to Section 302 of the Sarbanes-Oxley Act of 2002.</u>
31.2+	<u>Certification of the Chief Financial Officer Pursuant to Section 302 of the Sarbanes-Oxley Act of 2002.</u>
32.1++	<u>Certification Pursuant to Section 906 of the Sarbanes-Oxley Act of 2002.</u>
101++	The following materials from Biogen Inc.'s Quarterly Report on Form 10-Q for the quarter ended March 31, 2025, formatted in iXBRL (Inline Extensible Business Reporting Language): (i) the Condensed Consolidated Statements of Income, (ii) the Condensed Consolidated Statements of Comprehensive Income, (iii) the Condensed Consolidated Balance Sheets, (iv) the Condensed Consolidated Statements of Cash Flow, (v) the Condensed Consolidated Statements of Equity and (vi) Notes to Condensed Consolidated Financial Statements.
104++	The cover page from this Quarterly Report on Form 10-Q for the quarter ended March 31, 2025, formatted in Inline XBRL.

+ Filed herewith

++ Furnished herewith

SIGNATURES

Pursuant to the requirements of the Securities Exchange Act of 1934, the registrant has duly caused this report to be signed on its behalf by the undersigned thereunto duly authorized.

BIOGEN INC.

/s/ ROBIN C. KRAMER

Robin C. Kramer

Chief Financial Officer

(principal financial officer)

May 1, 2025

**CERTIFICATION OF CHIEF EXECUTIVE OFFICER PURSUANT TO
SECTION 302 OF THE SARBANES-OXLEY ACT OF 2002**

I, Christopher A. Viehbacher, certify that:

1. I have reviewed this quarterly report of Biogen Inc.;
2. Based on my knowledge, this report does not contain any untrue statement of a material fact or omit to state a material fact necessary to make the statements made, in light of the circumstances under which such statements were made, not misleading with respect to the period covered by this report;
3. Based on my knowledge, the financial statements, and other financial information included in this report, fairly present in all material respects the financial condition, results of operations and cash flows of the registrant as of, and for, the periods presented in this report;
4. The registrant's other certifying officer(s) and I are responsible for establishing and maintaining disclosure controls and procedures (as defined in Exchange Act Rules 13a-15(e) and 15d-15(e)) and internal control over financial reporting (as defined in Exchange Act Rules 13a-15(f) and 15d-15(f)) for the registrant and have:
 - (a) Designed such disclosure controls and procedures, or caused such disclosure controls and procedures to be designed under our supervision, to ensure that material information relating to the registrant, including its consolidated subsidiaries, is made known to us by others within those entities, particularly during the period in which this report is being prepared;
 - (b) Designed such internal control over financial reporting, or caused such internal control over financial reporting to be designed under our supervision, to provide reasonable assurance regarding the reliability of financial reporting and the preparation of financial statements for external purposes in accordance with generally accepted accounting principles;
 - (c) Evaluated the effectiveness of the registrant's disclosure controls and procedures and presented in this report our conclusions about the effectiveness of the disclosure controls and procedures, as of the end of the period covered by this report based on such evaluation; and
 - (d) Disclosed in this report any change in the registrant's internal control over financial reporting that occurred during the registrant's most recent fiscal quarter (the registrant's fourth fiscal quarter in the case of an annual report) that has materially affected, or is reasonably likely to materially affect, the registrant's internal control over financial reporting; and
5. The registrant's other certifying officer(s) and I have disclosed, based on our most recent evaluation of internal control over financial reporting, to the registrant's auditors and the audit committee of the registrant's board of directors (or persons performing the equivalent functions):
 - (a) All significant deficiencies and material weaknesses in the design or operation of internal control over financial reporting which are reasonably likely to adversely affect the registrant's ability to record, process, summarize and report financial information; and
 - (b) Any fraud, whether or not material, that involves management or other employees who have a significant role in the registrant's internal control over financial reporting.

Date: May 1, 2025

/s/ CHRISTOPHER A. VIEHBACHER

Christopher A. Viehbacher
President and Chief Executive Officer

**CERTIFICATION OF CHIEF FINANCIAL OFFICER PURSUANT TO
SECTION 302 OF THE SARBANES-OXLEY ACT OF 2002**

I, Robin C. Kramer, certify that:

1. I have reviewed this quarterly report of Biogen Inc.;
2. Based on my knowledge, this report does not contain any untrue statement of a material fact or omit to state a material fact necessary to make the statements made, in light of the circumstances under which such statements were made, not misleading with respect to the period covered by this report;
3. Based on my knowledge, the financial statements, and other financial information included in this report, fairly present in all material respects the financial condition, results of operations and cash flows of the registrant as of, and for, the periods presented in this report;
4. The registrant's other certifying officer(s) and I are responsible for establishing and maintaining disclosure controls and procedures (as defined in Exchange Act Rules 13a-15(e) and 15d-15(e)) and internal control over financial reporting (as defined in Exchange Act Rules 13a-15(f) and 15d-15(f)) for the registrant and have:
 - (a) Designed such disclosure controls and procedures, or caused such disclosure controls and procedures to be designed under our supervision, to ensure that material information relating to the registrant, including its consolidated subsidiaries, is made known to us by others within those entities, particularly during the period in which this report is being prepared;
 - (b) Designed such internal control over financial reporting, or caused such internal control over financial reporting to be designed under our supervision, to provide reasonable assurance regarding the reliability of financial reporting and the preparation of financial statements for external purposes in accordance with generally accepted accounting principles;
 - (c) Evaluated the effectiveness of the registrant's disclosure controls and procedures and presented in this report our conclusions about the effectiveness of the disclosure controls and procedures, as of the end of the period covered by this report based on such evaluation; and
 - (d) Disclosed in this report any change in the registrant's internal control over financial reporting that occurred during the registrant's most recent fiscal quarter (the registrant's fourth fiscal quarter in the case of an annual report) that has materially affected, or is reasonably likely to materially affect, the registrant's internal control over financial reporting; and
5. The registrant's other certifying officer(s) and I have disclosed, based on our most recent evaluation of internal control over financial reporting, to the registrant's auditors and the audit committee of the registrant's board of directors (or persons performing the equivalent functions):
 - (a) All significant deficiencies and material weaknesses in the design or operation of internal control over financial reporting which are reasonably likely to adversely affect the registrant's ability to record, process, summarize and report financial information; and
 - (b) Any fraud, whether or not material, that involves management or other employees who have a significant role in the registrant's internal control over financial reporting.

Date: May 1, 2025

/s/ ROBIN C. KRAMER

Robin C. Kramer
Chief Financial Officer

CERTIFICATION
PURSUANT TO SECTION 906 OF THE SARBANES-OXLEY ACT OF 2002

Pursuant to section 906 of the Sarbanes-Oxley Act of 2002 (subsections (a) and (b) of section 1350, chapter 63 of title 18, United States Code), each of the undersigned officers of Biogen Inc., a Delaware corporation (the “Company”), does hereby certify, to such officer’s knowledge, that:

The Quarterly Report on Form 10-Q for the quarter ended March 31, 2025 (the “Form 10-Q”) of the Company fully complies with the requirements of Section 13(a) or 15(d) of the Securities Exchange Act of 1934, and the information contained in the Form 10-Q fairly presents, in all material respects, the financial condition and results of operations of the Company.

Date: May 1, 2025

/s/ CHRISTOPHER A. VIEHBACHER

Christopher A. Viehbacher
President and Chief Executive Officer
[principal executive officer]

Date: May 1, 2025

/s/ ROBIN C. KRAMER

Robin C. Kramer
Chief Financial Officer
[principal financial officer]

A signed original of this written statement required by Section 906 has been provided to the Company and will be retained by the Company and furnished to the Securities and Exchange Commission or its staff upon request.