

PURE CAPITAL SOLUTIONS, INC.

Consolidated Financial Statements
and
Accountants' Compilation Report

For the Period Ended December 31, 2023

TABLE OF CONTENTS

	Page
ACCOUNTANTS' COMPILATION REPORT	1
Consolidated Financial Statements for the Period Ended December 31, 2023:	
Consolidated Balance Sheets	2
Consolidated Statements of Operations	3
Consolidated Statements of Stockholders' Deficit	4
Consolidated Statements of Cash Flows	5
Notes to Consolidated Financial Statements	6 - 16



Certified Public Accountants & Business Consultants

ACCOUNTANTS' COMPILATION REPORT

To Board of Directors and Management
Pure Capital Solutions, Inc.
Salt Lake City, UT

Management is responsible for the accompanying interim, consolidated financial statements of Pure Capital Solutions, Inc. (a corporation) and its wholly-owned subsidiaries, which comprise the consolidated balance sheets as of December 31, 2023 and December 31, 2022 and the related consolidated statements of operations for the three months and twelve months ended December 31, 2023 and 2022 and cash flows for the twelve months ended December 31, 2023 and 2022, and stockholders' deficit for the twelve months ended December 31, 2023 and December 31, 2022 and the related notes to the interim, consolidated financial statements in accordance with accounting principles generally accepted in the United States of America. We have performed the compilation engagement in accordance with Statements on Standards for Accounting and Review Services promulgated by the Accounting and Review Services Committee of the AICPA. We did not audit or review the interim, consolidated financial statements nor were we required to perform any procedures to verify the accuracy or completeness of the information provided by management. We do not express an opinion, a conclusion, nor provide any assurance on these interim, consolidated financial statements.

We are not independent with respect to Pure Capital Solutions, Inc.

As discussed in Note K, certain conditions indicate that the company may be unable to continue as a going concern. The accompanying consolidated financial statements do not include any adjustments that might be necessary should the Company be unable to continue as a going concern.

CPA Partners, LLC
Seminole, FL
April 10, 2024

Pure Capital Solutions, Inc.
Consolidated Balance Sheets

	Dec 31, 2023	Dec 31, 2022
ASSETS		
<i>Current Assets</i>		
Cash and Cash Equivalents	\$ 21,428	\$ 64,157
Accounts Receivable	52,841	67,000
Prepaid Expenses	48,429	68,695
<i>Total Current Assets</i>	122,698	199,852
<i>Other Assets</i>		
Software	869	288
Trademarks & Domains	1,109	1,109
Accumulated Amortization	(510)	(340)
<i>Total Other Assets</i>	1,468	1,057
<i>Total Assets</i>	\$ 124,166	\$ 200,909
LIABILITIES AND STOCKHOLDERS' EQUITY		
<i>Current Liabilities</i>		
Accounts Payable	\$ 716,041	\$ 649,858
Prepaid Revenue	52,594	58,779
Credit Cards Payable	16,363	17,622
Income Tax Payable	105,030	105,030
Accrued Expenses	42	26,463
<i>Total Current Liabilities</i>	890,070	857,752
<i>Long-term Debt</i>	1,588,300	1,388,300
<i>Total Liabilities</i>	2,478,370	2,246,052
<i>Stockholders' Equity</i>		
Common Stock - \$0.001 par value; 200,000,000 shares authorized; 116,750,000 and 114,350,000 shares issued and outstanding, respectively	116,750	114,350
Additional Paid in Capital	1,502,520	1,189,920
Accumulated Deficits	(3,973,474)	(3,349,413)
<i>Total Stockholders' Equity</i>	(2,354,204)	(2,045,143)
<i>Total Liabilities and Stockholders' Equity</i>	\$ 124,166	\$ 200,909

See accountants' compilation report and accompanying notes to consolidated financial statements.

Pure Capital Solutions, Inc.
Consolidated Statements of Operations

	Three Months Ended		Twelve Months Ended	
	Dec 31,		Dec 31,	
	2023	2022	2023	2022
Revenues	\$ 100,168	\$ 53,449	\$ 242,317	\$ 97,865
Selling, General, and Administrative Expenses				
Advertising and Marketing	4,499	9,280	78,602	80,523
Amortization	42	42	170	170
Bank Fees	486	764	3,581	2,934
Computer & Internet	60	150	423	1,025
Dues & Subscriptions	6,589	338	16,557	5,434
Filing Fees	1,098	1,115	4,722	8,511
Insurance	-	154	467	882
Licenses & Permits	-	-	-	205
Management Fees	59,930	93,236	195,650	370,450
Meals	-	2,588	3,111	12,292
Office Expense	1,109	730	7,782	11,832
Postage & Delivery	205	-	391	502
Professional Fees	130,059	157,676	342,079	608,571
Repairs & Maintenance	-	-	-	60
Software Subscriptions	21,949	8,586	97,359	55,062
Software Build	-	-	-	50,986
Subcontractors	-	8,811	-	-
Taxes & Licenses	-	-	1,098	78,258
Telephone	-	327	312	1,271
Training and Education	-	-	-	324
Travel	4,009	7,847	46,754	85,094
Vehicle Expense	226	271	852	1,207
Website Expense	2,250	13,040	9,000	23,155
Total Selling, General, and Administrative Expenses	<u>232,511</u>	<u>304,955</u>	<u>808,910</u>	<u>1,398,748</u>
Loss Before Other Income/(Expense)	(132,343)	(251,506)	(566,593)	(1,300,883)
Other Income/(Expense)				
Interest Expense	(18,739)	(21,941)	(57,949)	(74,733)
Misc. Income	-	198	244	1,368
Total Other Income/(Expense)	<u>(18,739)</u>	<u>(21,743)</u>	<u>(57,705)</u>	<u>(73,365)</u>
Loss Before Income Taxes	(151,082)	(273,249)	(624,298)	(1,374,248)
Net Operating Income/(Loss)	<u>\$ (151,082)</u>	<u>\$ (273,249)</u>	<u>\$ (624,298)</u>	<u>\$ (1,374,248)</u>
Weighted Average Common Shares Outstanding	115,898,904	113,089,087	115,898,904	113,100,274
Income/(Loss) per Common Share	<u>\$ (0.001)</u>	<u>\$ (0.002)</u>	<u>\$ (0.005)</u>	<u>\$ (0.012)</u>

See accountants' compilation report and accompanying notes to consolidated financial statements.

Pure Capital Solutions, Inc.
Consolidated Statements of Stockholders' Deficit

	Common Stock Shares	Common Stock Amount	Additional Paid-in Capital	Accumulated Deficit	Total
Balance, December 31, 2022	114,350,000	114,350	1,189,920	(3,349,413)	(2,045,143)
Common stock issued for cash	1,500,000	1,500	313,500	-	315,000
Net Loss				(156,231)	(156,231)
Employee Stock Options	900,000	900	(900)	-	-
Prior Period Adjustment				(7,485)	(7,485)
Balance, March 31, 2023	116,750,000	116,750	1,502,520	(3,513,129)	(1,893,859)
Common stock issued for cash	-	-	-	-	-
Net Loss	-	-	-	(159,437)	(159,437)
B shares authorized; 116,750,000 and 114,350,000	116,750,000	116,750	1,502,520	(3,672,566)	(2,053,296)
Common stock issued for cash	-	-	-	-	-
Net Loss	-	-	-	(149,826)	(149,826)
Balance, September 30, 2023	116,750,000	116,750	1,502,520	(3,822,392)	(2,203,122)
Common stock issued for cash	-	-	-	-	-
Net Loss	-	-	-	(151,082)	(151,082)
Balance, December 31, 2023	116,750,000	116,750	1,502,520	(3,973,474)	(2,354,204)

See accountants' compilation report and accompanying notes to consolidated financial statements.

Pure Capital Solutions, Inc.
Consolidated Statements of Cash Flows

	Twelve Months Ended December 31,	
	2023	2022
Cash Flows from Operating Activities:		
Net Loss	\$ (624,298)	\$ (1,374,248)
Provided by (Used in) Operating Activities:		
Amortization	170	170
(Increase) Decrease in Current Assets:		
Prepaid Expenses	20,266	4,233
Accounts Receivable	14,159	(17,000)
Increase (Decrease) in Current Liabilities:		
Accounts Payable	66,183	234,788
Accrued Interest	-	5,000
Accrued Expenses	(26,422)	19,476
Credit Card Payable	(1,259)	1,888
Prepaid Revenue	(6,184)	31,029
Income Tax Payable	-	2,694
Net Cash Provided by (Used in) Operating Activities	(557,385)	(1,091,970)
Cash Flows from Investing Activities:		
Purchase of Other Assets	(581)	-
Net Cash Provided by Investing Activities	(581)	-
Cash Flows from Financing Activities:		
Prior Period Adjustment	1,137	-
Proceeds from Notes Payable - Related Party	-	100,000
Proceeds from Notes Payable	200,000	228,500
Proceeds from Sale of Common Stock	1,500	610,000
Repayment of Notes Payable-Related Party	-	(65,000)
Proceeds from Paid in Capital	312,600	-
Net Cash Provided by (Used In) Financing Activities	515,237	873,500
Net Increase (Decrease) in Cash Flows	(42,729)	(218,470)
Cash at Beginning of Period	64,157	282,627
Cash at End of Period	\$ 21,428	\$ 64,157
Supplemental Disclosures:		
Cash paid for interest	\$ 57,949	\$ 74,733
Non Cash Transactions		
Conversion of debt into common stock - related party	\$ -	\$ 100,000

See accountants' compilation report and accompanying notes to consolidated financial statements.

Pure Capital Solutions, Inc.
Notes to Consolidated Financial Statements
For the Period Ended December 31, 2023

NOTE A – ORGANIZATION AND DESCRIPTION OF BUSINESS

Initially Cache Capital Corp. (the Company), was incorporated in Utah in 2007 and operated as a small business lending and services corporation until reverse merging with Pure Custom Ventures, LLC, a Utah Limited Liability Company, (PCV) resulting in a wholly-owned subsidiary of PCS in February 2017, followed by a name change from Cache Capital Corp. to Pure Broadcast Corp. The Company operated as a provider of mobile sports broadcasting services until February 2019 when it sold all of its assets and PCV contracts and exited the mobile sports broadcasting industry. In February 2020, the Company changed its name to Pure Capital Solutions, Inc. and operated as a provider of short-term financing, factoring and loans to small to medium-size businesses, including investing in subsidiaries. In 2021, the Company choose to dissolve the subsidiary PCV, and focus efforts on its new subsidiaries.

On April 6, 2021, Pure Capital Solutions, Inc. acquired Nova Corps, LLC, a Minnesota Limited Liability Company through a tax-deferred merger/reverse merger into Nova Space, Inc. f/n/a Nova Space-Wyoming, Inc., a Wyoming Corporation, (NS) both of which became wholly-owned subsidiaries of the Company. The Company will continue to provide short-term financing, factoring and loans to small to medium-size businesses, investing in its subsidiaries, and run operations for subsidiaries that are consolidated in the financial statements herein. The Company's subsidiary NS focuses on providing digital course offerings for Space Operations and Astronautics training, education and professional development with credentialing.

NOTE B – SUMMARY OF SIGNIFICANT ACCOUNTING POLICIES

1. Basis of Presentation

The accompanying interim, consolidated financial statements are unaudited and have been prepared using the accrual basis of accounting in accordance with accounting principles generally accepted in the United States of America (U.S. GAAP) and in the opinion of management reflect all normal and recurring accruals and adjustments necessary to fairly present the financial results for the period shown.

2. Advertising

The Company expenses advertising and marketing costs as they are incurred. Advertising and marketing expense was \$78,602 and \$80,523 for the years ended December 31, 2023 and 2022, respectively.

3. Cash and Cash Equivalents

Cash and Cash Equivalents include cash held in checking accounts and highly liquid investments with an original maturity of six months or less. There are no cash balances that exceeded the federally-insured limit at the period ended December 31, 2023. The Company has not experienced and does not expect to incur any losses in such accounts.

Pure Capital Solutions, Inc.
Notes to Consolidated Financial Statements
For the Period Ended December 31, 2023

NOTE B – SUMMARY OF SIGNIFICANT ACCOUNTING POLICIES - Continued

4. Earnings (Loss) per Share

Basic earnings (loss) per share is computed by dividing income available to common shareholders by the weighted-average number of shares of common stock outstanding during the period. The Company has no potentially dilutive shares issued and outstanding.

The following table shows the computation of basic loss per share for the:

	Twelve months ended December 31,		Three months ended December 31,	
	2023	2022	2023	2022
Net Loss (Numerator)	\$ (624,298)	\$(1,374,248)	\$ (151,082)	\$ (273,249)
Weighted Average Number of Shares (Denominator)	115,898,904	113,100,274	115,898,904	113,089,087
Net Loss Per Share	\$ (0.001)	\$ (0.012)	\$ (0.005)	\$ (0.002)

5. Fair Value of Financial Instruments

The Company measures its financial assets and liabilities in accordance with the requirements of FASB ASC 820, *Fair Value Measurements and Disclosures*. As defined in FASB ASC 820, the fair value is the price that would be received to sell an asset or paid to transfer a liability in an orderly transaction between market participants at the measurement date (exit price). The Company utilized the market data of similar entities in its industry or assumptions that market participants would use in pricing the asset or liability, including assumptions about risk and the risks inherent in the inputs to the valuation technique. These inputs can be readily observable, market corroborated, or generally unobservable. The Company classifies fair value balances based on the observability of those inputs. FASB ASC 820 established a fair value hierarchy that prioritizes the inputs used to measure fair value. The hierarchy gives the highest priority to unadjusted quoted prices in active markets for identical assets or liabilities (level 1 measurement) and the lowest priority to unobservable inputs (level 3 measurement) as follows:

Level 1 – Quoted prices are available in active markets for identical assets or liabilities as of the reporting date. Active markets are those in which transactions for the asset or liability occur in sufficient frequency and volume to provide pricing information on an ongoing basis. Level 1 primarily consists of financial instruments such as exchange-traded derivatives, marketable securities and listed equities.

Level 2 – Pricing inputs are other than quoted prices in active markets included in level 1, which are either directly or indirectly observable as of the reported date and includes those financial instruments that are valued using models or other valuation methodologies. These models are primarily industry-standard models that consider various assumptions, including quoted forward

Pure Capital Solutions, Inc.
Notes to Consolidated Financial Statements
For the Period Ended December 31, 2023

NOTE B – SUMMARY OF SIGNIFICANT ACCOUNTING POLICIES – Continued

5. Fair Value of Financial Instruments - Continued

prices for commodities, time value, volatility factors, and current market and contractual prices for the underlying instruments, as well as other relevant economic measures. Substantially all of these assumptions are observable in the marketplace throughout the full term of the instrument, can be derived from observable data or are supported by observable levels at which transactions are executed in the marketplace. Instruments in this category generally include non-exchange-traded derivatives such as commodity swaps, interest rate swaps, options and collars.

Level 3 – Pricing inputs include significant inputs that are generally less observable from objective sources. These inputs may be used with internally developed methodologies that result in management’s best estimate of fair value.

The respective carrying values of certain balance sheet financial instruments approximates their fair value. These financial instruments include cash, prepaid expenses, and accounts payable. Fair values were estimated to approximate carrying values for these financial instruments since they are short term in nature and they are receivable or payable on demand.

6. Income Tax Status

The Company, a Utah corporation, is taxed as a corporation.

The Company is not currently under examination by any taxing jurisdiction. The Company’s federal income tax returns are subject to examination for three years. The Company currently has no temporary or permanent tax differences.

Currently, the Company has a large net operating loss; therefore, it has no current taxes due nor does it have any current deferred tax assets or liabilities. The Company does have a tax liability due for the tax year ended 2019, that they are in the process of making payment plan with the Internal Revenue Service and reducing the penalty. During the twelve months ended December 31, 2023 and 2022, the Company had \$0 in income tax expense.

7. Long-lived Assets and Intangible Assets with Definite Lives

The Company accounts for long-lived assets in accordance with the provisions FASB ASC 360-10-35, *Impairment or Disposal of Long-lived Assets*. This accounting standard requires that long-lived assets be reviewed for impairment whenever events or changes in circumstances indicate that the carrying amount may not be recoverable. Recoverability of assets to be held and used is measured by a comparison of the carrying amount of an asset to future undiscounted net cash flows expected to be generated by the asset. If the carrying amount of the asset exceeds its estimated future cash flows, an impairment loss is recognized for the amount by which the carrying amount of the asset exceeds its fair value.

Pure Capital Solutions, Inc.
Notes to Consolidated Financial Statements
For the Period Ended December 31, 2023

NOTE B – SUMMARY OF SIGNIFICANT ACCOUNTING POLICIES – Continued

8. Loss Contingencies

The Company accounts for loss contingencies in accordance with ASC 450, *Contingencies*, which categorizes losses by three terms based on the likelihood of occurrence:

- Probable – The future event or events are likely to occur
- Reasonably Possible – The chance of the future event or events occurring is more than remote but less than likely
- Remote – The chance of the future of the event or events occurring is slight

If it is probable that a loss will result from a contingency and the amount of the loss can be reasonably estimated, the estimated loss is accrued. If it is reasonably possible that a loss will result from a contingency, the loss is disclosed. If it is remote that a loss will result from a contingency, the loss is disclosed if the effect on the financial statements would be material and would change a reasonable estimate on the balance sheet.

9. Principles of Consolidation

The consolidated financial statements include the accounts of the Company and its wholly-owned subsidiaries. All intercompany accounts and transactions have been eliminated.

10. Related Parties

The Company accounts for related party transactions in accordance with FASB ASC 850, *Related Party Disclosures*. A party is considered to be related to the Company if the party directly or indirectly or through one or more intermediaries, controls, is controlled by, or is under common control with the Company. Related parties also include principal owners of the Company, its management, members of the immediate families of principal owners of the Company and its management and other parties with which the Company may deal if one party controls or can significantly influence the management or operating policies of the other to an extent that one of the transacting parties might be prevented from fully pursuing its own separate interests. A party which can significantly influence the management or operating policies of the transacting parties or if it has an ownership interest in one of the transacting parties and can significantly influence the other to an extent that one or more of the transacting parties might be prevented from fully pursuing its own separate interests is also a related party.

11. Uncertain Tax Positions

Pursuant to the provisions of ASC 740, *Income Taxes*, the Company accounts for the effect of any uncertain tax positions based on a “more likely than not” threshold to the recognition of the tax positions being sustained based on the technical merits of the position under scrutiny by the applicable taxing authority. If a tax position or positions are deemed to result in uncertainties of those positions, the

Pure Capital Solutions, Inc.
Notes to Consolidated Financial Statements
For the Period Ended December 31, 2023

NOTE B – SUMMARY OF SIGNIFICANT ACCOUNTING POLICIES – Continued

11. Uncertain Tax Positions - Continued

unrecognized tax benefit is estimated based on a “cumulative probability assessment” that aggregates the estimated tax liability for all uncertain tax positions.

12. Use of Estimates

Management uses estimates and assumptions in preparing these financial statements in accordance with accounting principles generally accepted in the United States of America. These estimates and assumptions affect the reported amounts of assets and liabilities, and disclosure of contingent assets and liabilities at the date of the financial statements and the reported revenues and expenses. Actual results could vary from the estimates that were used.

13. Accounts Receivable and Allowance for Doubtful Accounts

The Company has a significant concentration of credit risk as two customer accounts for 100% of outstanding accounts receivable at December 31, 2023, however these receivables was paid prior to the financial statements being issued.

The Company provides an allowance for doubtful accounts which is evaluated on a regular basis, based upon a periodic review of the collectability of the receivables in light of historical experience, adverse situations that may affect the customers’ ability to pay, and prevailing economic conditions. Normal sales receivable are due upon invoice. Receivables over 90 days are considered delinquent. Delinquent receivables are written off based on individual credit valuation and specific circumstances of the customer. If there is a determination of a major customer’s creditworthiness or actual defaults are higher than historical experience, management’s estimates of the recoverability of amounts due to the Company could be adversely affected. Management considers all accounts receivable as of December 31, 2023 to be collectible; therefore, the allowance for uncollectible accounts has been set at zero.

14. Revenue Recognition and Cost Recognition

The Company accounts for revenue recognition in accordance with Accounting Standards Update No. 2014-09, *Revenue from Contracts with Customers (Topic 606)*, which supersedes the revenue recognition requirements in Accounting Standards Codification (ASC) Topic 605, *Revenue Recognition (Topic 605)*.

Under Topic 606, revenue is recognized when control of the promised goods or services is transferred to our customers, in an amount that reflects the consideration we expect to be entitled to in exchange for those goods or services.

Pure Capital Solutions, Inc.
Notes to Consolidated Financial Statements
For the Period Ended December 31, 2023

NOTE B – SUMMARY OF SIGNIFICANT ACCOUNTING POLICIES – Continued

14. Revenue Recognition and Cost Recognition – Continued

We determine revenue recognition through the following steps:

- Identification of the contract, or contracts, with a customer;
- Identification of performance obligations in the contract;
- Determination of the transaction price;
- Allocation of the transaction price to the performance obligation in the contract; and,
- Recognition of revenue when, or as, the Company satisfies a preformation obligation, which is for an individual or a membership when the customer pays and for a company allocated over the life of the contract but no more than one year at a time due to the continued obligations of having a web platform.

The Company routinely enters into annual contracts with customers that pay for the year up-front. Currently, there is \$52,594 in prepaid revenue at December 31, 2023 and the revenue recognized out of prepaid revenue for the quarter ended December 31 was \$24,655. The revenue to be recognized over the remaining periods are as follows:

Quarter Ending March 31, 2024	31,250
Quarter Ending June 30, 2024	13,750
Quarter Ending September 30, 2024	6,250
Quarter Ending December 31, 2024	1,344
	\$ 52,594

The Company routinely enters into multi-year contracts and contracts with renewal options with their customers and into contracts with convenience clauses. Current contracts future receivables that revenue has not yet been recognized as of December 31, 2023, 2023 are as follows:

Year Ending December 31, 2024	118,000
	\$ 118,000

NOTE C – ACCOUNTING PRONOUNCEMENTS

From time to time, new accounting pronouncements are issued by the FASB or other standard setting bodies that are adopted by the Company as of the specified effective date. Unless otherwise discussed, we believe that the impact of recently issued standards that are not yet effective will not have a material impact on our financial position or results of operations upon adoption.

Pure Capital Solutions, Inc.
Notes to Consolidated Financial Statements
For the Period Ended December 31, 2023

NOTE D – RISKS AND UNCERTAINTIES

As of December 31, 2023, the Company has commenced its planned principal operations of developing, marketing, and selling digital offerings for Space Operations and Astronautics training, education, and professional development. The Company is also in the process of raising additional equity capital to support the further activities and to increase marketing of the digital offerings as soon as possible.

NOTE E – RELATED PARTIES

Management Fees. During the twelve months ended December 31, 2023 and 2022, the company paid management fees of \$195,650 and \$370,450, respectively to two corporate officers, who are also shareholders and board members.

In 2021, one of the convertible notes was obtained from a shareholder who is now a corporate officer. The note is for \$200,000. Interest paid on this note was \$20,000 and \$20,000 for the years ended December 31, 2023 and 2022, respectively (Notes Payable).

In October 2021, two board members who are also corporate officers' and shareholders guaranteed a Small Business Administration Economic Impact Disaster Loan (COVID-19 EIDL) deposited in the amount of \$474,900, with no payments due for twenty-four months. During the second quarter of 2022, management deposited an additional \$228,400 from the same program for a total of \$703,300. Payments will begin in April 2024.

In 2022, the Company borrowed \$100,000 from a corporate officer who is also a board member and shareholder. The stated interest rate is 7.5% and the amount due is payable one year from the date of issuance and has been extended into 2024. Interest paid on these notes for the year ended December 31, 2022 was \$10,000. No interest was paid for the year ended December 31, 2023 and will be paid in 2024 when the note is paid off. The Company paid this same board member and shareholder management fees of \$1,000 and \$13,000 for the years ended December 31, 2023 and 2022.

Professional Fees-Accounting. During the twelve months ended December 31, 2023 and 2022, the Company paid accounting fees totaling \$38,704 and \$42,020, respectively, to a related party. A Company corporate officer, who is also a board member and shareholder, is a principal of the related party. This same corporate officer, who is a board member and shareholder, also loaned the Company \$25,000 during the year ended December 31, 2022 which was repaid the same year and interest paid was \$1,875.

NOTE F – PREPAID EXPENSES

Prepaid expenses totaled \$48,429 at December 31, 2023 and represent amounts paid in advance with quarterly upcoming expenses as follows:

Pure Capital Solutions, Inc.
Notes to Consolidated Financial Statements
For the Period Ended December 31, 2023

NOTE F – PREPAID EXPENSES – Continued

FUTURE EXPENSE

Quarter ending March 31, 2024	\$	15,713
Quarter ending April 30, 2024		31,250
Quarter ending September 30, 2024		1,310
Quarter ending December 31, 2024		156
Total Prepaid Expenses	\$	48,429

PREPAIDS

<u>Description</u>		
Conferences		26,188
Dues		208
Licenses		1,580
Software Subscriptions		13,732
Travel		6,721
Total Prepaid Expenses	\$	48,429

NOTE G – LONG-LIVED ASSETS

Definite-lived intangible assets. A summary of the major classifications of intangible assets at December 31, 2023 consists of the following:

INTANGIBLES

<u>Description</u>		
Trademarks and Web Domains	\$	1,109
Software		869
Less Accumulated Amortization		(510)
Intangible Assets, net	\$	1,468

Amortization for the twelve months ended December 31, 2023 was \$170.

Pure Capital Solutions, Inc.
Notes to Consolidated Financial Statements
For the Period Ended December 31, 2023

NOTE G – LONG-LIVED ASSETS - Continued

The estimated future amortization expense of the intangible assets as of December 31, 2023 is as follows:

FUTURE AMORTIZATION

2024	\$	293
2025		293
2026		293
2027		293
2028		293
		293
	\$	1,468

NOTE H - NOTES PAYABLE

In April 2021, the Company issued two-year unsecured, convertible, interest-only promissory notes totaling \$650,000 to five individuals which was extended to three-years in April of 2023, and in second quarter 2022 an additional note was issued for \$35,000. The notes are due and payable three years from issuance and have a stated annual interest rate of 10% paid quarterly. The conversion price is \$.20 per share. In June 2023, the Company issued a six month unsecured, convertible, principal-only promissory note totaling \$50,000. In September 2023, the Company issued two-year unsecured, convertible, interest-only promissory notes totaling \$250,000. The notes are payable within eight months and have a stated interest rate of 11%. At December, 2023, convertible notes payable principal balance was \$585,000 and interest expense for these notes totaled \$39,210 for the nine months ended. Quarterly interest payments will continue of \$14,625 thru April 2024. One of these notes payable is due to a shareholder and a board officer (Related Party Note).

NOTE I – STOCKHOLDERS’ EQUITY

The authorized preferred stock of the Company consists of 5,000,000 shares, with a par value of \$.001. The authorized common stock of the Company consists of 200,000,000 shares with a par value of \$0.001. Common stock contains unrestricted and “restricted” common stock. The “restricted” common stock is unregistered under the Securities Act of 1933 and may not be offered for sale, sold, or otherwise transferred except in compliance with the registration provisions of such ACT or pursuant to an exemption from such registration provisions, the availability of which is to be established to the satisfaction of the Company. Of the “restricted” stock there is a subclass of shares that have been designated as wanting to fulfill the Rule 144 requirements which would transfer those “restricted” common stock shares to unrestricted common stock but have not yet been classified as unrestricted common stock.

Preferred Stock. There were no shares issued and outstanding as of December 31, 2023.

Pure Capital Solutions, Inc.
Notes to Consolidated Financial Statements
For the Period Ended December 31, 2023

NOTE I – STOCKHOLDERS’ EQUITY- Continued

Common Stock. During 2022, the company issued 2,300,000 shares of common stock with a par value of \$0.001 and 2,300,000 warrants at a price of \$0.20 per share for total proceeds of \$510,000. During 2023, the company issued 1,500,000 shares of common stock with a par value of \$0.001 and 1,500,000 warrants at a price of \$0.20 per share for total proceeds of \$300,000. In addition, the company issued 900,000 shares of restricted stock units to 3 contractors that had vested their 300,000 shares a piece. There will be additional vesting in future years of about the same number of shares.

At December 31, 2023 there was 116,750,000 “restricted” common stock and 5,293,333 free trading unrestricted common stock shares.

Additional Paid in Capital. Amounts contributed to Additional Paid in Capital for the twelve months ended December 31, 2023 totaled \$312,600.

NOTE J – STOCK WARRANTS

During the twelve month period ending December 31, 2023, the Company issued an aggregate of 5,600,000 warrants. All warrants were issued to purchase the Company’s stock at \$0.20 per share. The warrants expire three years after the date of issuance and have a weighted average remaining exercise period as of December 31, 2023 of three years. The company elects to value the warrants using the fair value method.

The following summarizes information about the Company’s stock warrant activity during the period ended December 31, 2023:

	Number of Warrants
Outstanding at December 31, 2022	4,100,000
Granted during 2nd Quarter 2023	1,500,000
Cancelled or expired during 2023	0
Outstanding at December 31, 2023	5,600,000
Exercisable at December 31, 2023	0

There was no warrants exercised during the twelve months ended December 31, 2023 or 2022. In October of 2022, there was 250,000 warrants issued to purchase the Company’s stock at \$.20 per share expiring three years after the date of issuance (see Note L, *Subsequent Events*). The earliest the current warrants can be exercised is April of 2024.

Pure Capital Solutions, Inc.
Notes to Consolidated Financial Statements
For the Period Ended December 31, 2023

NOTE J – STOCK WARRANTS- Continued

The following summarizes information about the Company’s stock warrants outstanding at December 30, 2023 and 2022:

	Exercise Price	Number Outstanding	Weighted Average Life (years)	Weighted Average Exercise Price	Number Exercisable	Weighted Average Exercisable Price
12/31/2023	\$0.20	5,600,000	3.0	\$0.20	0	\$0.20
12/31/2022	\$0.20	4,100,000	3.0	\$0.20	0	\$0.20

NOTE K- GOING CONCERN

The Company’s financial statements are prepared using accounting principles generally accepted in the United States of America applicable to a going concern which contemplates the realization of assets and liquidation of liabilities in the normal course of business. Management has also considered the consequences of COVID-19 and has determined that it does not create a material uncertainty that casts significant doubt upon the Company’s ability to continue as a going concern. However, as of December 31, 2023, the Company has established enough revenues to help cover its general and administrative expenses, along with future contracts that are signed as of the date of these financials but not enough to show net profit. As a result, the Company has recurring operating losses, an accumulated deficit, and adverse key financial ratios. The accompanying financial statements do not include any adjustments that might be necessary if the Company is unable to continue as a going concern.

The ability of the Company to continue as a going concern is dependent on the Company obtaining adequate capital to fund operating losses until it becomes profitable. If the Company is unable to obtain adequate capital, it could be forced to cease operations. Management’s plan to obtain adequate capital includes completing the open Reg D through issuing common stock and will look into additional financing opportunities. However, management cannot provide any assurance that the Company will be successful in accomplishing any of its plans.

NOTE L - SUBSEQUENT EVENTS

The Company has evaluated subsequent events and transactions through April 9, 2024, the date the consolidated financial statements were available to be issued. Before the date of the financials, the Company signed two sales contracts for receivables of \$180,000 to be collected in the next twelve months.

Disclosure Statement Pursuant to the Pink Basic Disclosure Guidelines

Pure Capital Solutions, Inc.

3800 American Boulevard West
Suite 1500
Minneapolis, MN 55431

612-584-0590
www.purecapitalsolution.com
info@purecapitalsolution.com
6799

Annual Report

For the period ending December 31, 2023 (the "Reporting Period")

Outstanding Shares

The number of shares outstanding of our Common Stock was:

116,750,000 as of December 31, 2023

5,600,000 warrants outstanding not exercised at December 31, 2023

Shell Status

Indicate by check mark whether the company is a shell company (as defined in Rule 405 of the Securities Act of 1933, Rule 12b-2 of the Exchange Act of 1934 and Rule 15c2-11 of the Exchange Act of 1934):

Yes: No:

Indicate by check mark whether the company's shell status has changed since the previous reporting period:

Yes: No:

Change in Control

Indicate by check mark whether a Change in Control¹ of the company has occurred over this reporting period:

Yes: No:

¹ "Change in Control" shall mean any events resulting in:

- (i) Any "person" (as such term is used in Sections 13(d) and 14(d) of the Exchange Act) becoming the "beneficial owner" (as defined in Rule 13d-3 of the Exchange Act), directly or indirectly, of securities of the Company representing fifty percent (50%) or more of the total voting power represented by the Company's then outstanding voting securities;
- (ii) The consummation of the sale or disposition by the Company of all or substantially all of the Company's assets;
- (iii) A change in the composition of the Board occurring within a two (2)-year period, as a result of which fewer than a majority of the directors are directors immediately prior to such change; or
- (iv) The consummation of a merger or consolidation of the Company with any other corporation, other than a merger or consolidation which would result in the voting securities of the Company outstanding immediately prior thereto continuing to represent (either by remaining outstanding or by being converted into voting securities of the surviving entity or its parent) at least fifty percent (50%) of the total voting power represented by the voting securities of the Company or such surviving entity or its parent outstanding immediately after such merger or consolidation.

1) Name and address(es) of the issuer and its predecessors (if any)

In answering this item, provide the current name of the issuer any names used by predecessor entities, along with the dates of the name changes.

Pure Capital Solutions, Inc.
Prior names: Cache Capital Corporation until 4/2017
Pure Broadcast Corporation until 4/2017
Subsidiary of Pure Custom Ventures until 2020

The state of incorporation or registration of the issuer and of each of its predecessors (if any) during the past five years; Please also include the issuer's current standing in its state of incorporation (e.g. active, default, inactive):

Utah (since original incorporation in 2006).- active

Describe any trading suspension orders issued by the SEC concerning the issuer or its predecessors since inception:

none

List any stock split, stock dividend, recapitalization, merger, acquisition, spin-off, or reorganization either currently anticipated or that occurred within the past 12 months:

None in the last 12 months

The address(es) of the issuer's principal executive office:

3800 American Blvd W #1500, Minneapolis, MN 55431

The address(es) of the issuer's principal place of business:

x Check if principal executive office and principal place of business are the same address:

3800 American Blvd W #1500, Minneapolis, MN 55431

Has the issuer or any of its predecessors been in bankruptcy, receivership, or any similar proceeding in the past five years?

No: Yes: If Yes, provide additional details below: _____

2) Security Information

Transfer Agent

Name: Vstock Transfer LLC
Phone: 202-828-8436
Email: info@vstocktransfer.com
Address: 18 Lafayette Place, Woodmere NY 11598

Publicly Quoted or Traded Securities:

The goal of this section is to provide a clear understanding of the share information for its publicly quoted or traded equity securities. Use the fields below to provide the information, as applicable, for all outstanding classes of securities that are publicly traded/quoted.

Trading symbol:	PCST
Exact title and class of securities outstanding:	_____
CUSIP:	<u>74623D 103</u>
Par or stated value:	<u>.001</u>
Total shares authorized:	<u>200,000.000</u> as of date: <u>December 31, 2023</u>
Total shares outstanding:	<u>116,750,000</u> as of date: <u>December 31, 2023</u>
Total number of shareholders of record:	<u>63</u> as of date: <u>December 31, 2022</u>

All additional class(es) of publicly quoted or traded securities (if any):

Trading symbol:	_____
Exact title and class of securities outstanding:	_____
CUSIP:	_____
Par or stated value:	_____
Total shares authorized:	_____ as of date: _____
Total shares outstanding:	_____ as of date: _____
Total number of shareholders of record:	_____ as of date: _____

Trading symbol:	_____
Exact title and class of securities outstanding:	_____
CUSIP:	_____
Par or stated value:	_____
Total shares authorized:	_____ as of date: _____
Total shares outstanding:	_____ as of date: _____
Total number of shareholders of record:	_____ as of date: _____

Other classes of authorized or outstanding equity securities:

The goal of this section is to provide a clear understanding of the share information for its other classes of authorized or outstanding equity securities (e.g. preferred shares). Use the fields below to provide the information, as applicable, for all other authorized or outstanding equity securities. no preferred shares

Exact title and class of the security:	_____
CUSIP (if applicable):	_____
Par or stated value:	_____
Total shares authorized:	_____ as of date: _____
Total shares outstanding (if applicable):	_____ as of date: _____
Total number of shareholders of record (if applicable):	_____ as of date: _____

Exact title and class of the security:	_____
CUSIP (if applicable):	_____
Par or stated value:	_____
Total shares authorized:	_____ as of date: _____
Total shares outstanding (if applicable):	_____ as of date: _____
Total number of shareholders of record	_____ as of date: _____

(if applicable): _____ as of date: _____

Security Description:

The goal of this section is to provide a clear understanding of the material rights and privileges of the securities issued by the company. Please provide the below information for each class of the company's equity securities, as applicable:

1. For common equity, describe any dividend, voting and preemption rights.

Voting by shareholders is done by notification to all registered shareholders in cases where required by the State of Utah per the articles of incorporation at one vote per share per the bylaws.

Dividends may be issued to all shareholders, if deemed by the board of directors per the bylaws.

The bylaws do not contain any preemption rights.

2. For preferred stock, describe the dividend, voting, conversion, and liquidation rights as well as redemption or sinking fund provisions.

n/a

3. Describe any other material rights of common or preferred stockholders.

No other material rights for common or preferred stockholders.

4. Describe any material modifications to rights of holders of the company's securities that have occurred over the reporting period covered by this report.

There have been no changes to the company bylaws thus no changes to rights of holders.

3) Issuance History

The goal of this section is to provide disclosure with respect to each event that resulted in any changes to the total shares outstanding of any class of the issuer's securities **in the past two completed fiscal years and any subsequent interim period.**

Disclosure under this item shall include, in chronological order, all offerings and issuances of securities, including debt convertible into equity securities, whether private or public, and all shares, or any other securities or options to acquire such securities, issued for services. Using the tabular format below, please describe these events.

A. Changes to the Number of Outstanding Shares

Indicate by check mark whether there were any changes to the number of outstanding shares within the past two completed fiscal years:

No: Yes: (If yes, you must complete the table below)

Shares Outstanding as of Second Most Recent Fiscal Year End: Opening Balance			*Right-click the rows below and select "Insert" to add rows as needed.						
Date <u>12/31/2020</u> Common: <u>19,950,000</u> Preferred: <u>0</u>									
Date of Transaction	Transaction type (e.g., new issuance, cancellation, shares returned to treasury)	Number of Shares Issued (or cancelled)	Class of Securities	Value of shares issued (\$/per share) at Issuance	Were the shares issued at a discount to market price at the time of issuance? (Yes/No)	Individual/ Entity Shares were issued to. *You must disclose the control person(s) for any entities listed.	Reason for share issuance (e.g. for cash or debt conversion) - OR- Nature of Services Provided	Restricted or Unrestricted as of this filing.	Exemption or Registration Type.
<u>3/3/21</u>	<u>new</u>	<u>2,000,000</u>	<u>common</u>	<u>\$100,000</u>	<u>No</u>	<u>Steven Autrey</u>	<u>Note conversion</u>	<u>restricted</u>	<u>_____</u>
<u>4/16/21</u>	<u>new</u>	<u>37,534,500</u>	<u>Common</u>	<u>\$0</u>	<u>No</u>	<u>Semper Nova Consulting, LLC (Joseph Horvath)</u>	<u>Triangle merger</u>	<u>Restricted</u>	
<u>4/16/21</u>	<u>New</u>	<u>37,534,500</u>	<u>Common</u>	<u>\$0</u>	<u>No</u>	<u>Christopher Allen</u>	<u>Triangle merger</u>	<u>Restricted</u>	
<u>4/16/21</u>	<u>New</u>	<u>8,341,000</u>	<u>Common</u>	<u>\$0</u>	<u>No</u>	<u>Aaron Klein</u>	<u>Triangle merger</u>	<u>Restricted</u>	
<u>4/16/21</u>	<u>New</u>	<u>4,390,000</u>	<u>Common</u>	<u>\$0</u>	<u>No</u>	<u>Potts Consulting LLC (Melissa Potts)</u>	<u>Triangle merger</u>	<u>Restricted</u>	
<u>5/20/21</u>	<u>New</u>	<u>125,000</u>	<u>Common</u>	<u>.20/share</u>	<u>No</u>	<u>Pannier Holdings (Briton Pannier)</u>	<u>Reg D capital raise</u>	<u>Restricted</u>	<u>D</u>
<u>5/20/21</u>	<u>New</u>	<u>150,000</u>	<u>Common</u>	<u>.20/share</u>	<u>No</u>	<u>Jerry Autrey</u>	<u>Reg D capital raise</u>	<u>Restricted</u>	<u>D</u>
<u>5/20/21</u>	<u>New</u>	<u>125,000</u>	<u>Common</u>	<u>.20/share</u>	<u>No</u>	<u>Titan Venture Funds (Danial Young)</u>	<u>Reg D capital raise</u>	<u>Restricted</u>	<u>D</u>
<u>5/20/21</u>	<u>New</u>	<u>150,000</u>	<u>Common</u>	<u>.20/share</u>	<u>No</u>	<u>George Herbert Webb III</u>	<u>Reg D capital raise</u>	<u>Restricted</u>	<u>D</u>
<u>5/20/21</u>	<u>New</u>	<u>250,000</u>	<u>Common</u>	<u>.20/share</u>	<u>No</u>	<u>Daniel Simpson</u>	<u>Reg D capital raise</u>	<u>Restricted</u>	<u>D</u>
<u>5/20/21</u>	<u>New</u>	<u>375,000</u>	<u>Commo</u>	<u>.20/share</u>	<u>No</u>	<u>Tracy Hatch</u>	<u>Reg D capital raise</u>	<u>Restricted</u>	<u>D</u>
<u>8/3/21</u>	<u>New</u>	<u>125,000</u>	<u>Common</u>	<u>.20/share</u>	<u>No</u>	<u>Aaron Klein</u>	<u>Reg D capital raise</u>	<u>Restricted</u>	<u>D</u>
<u>10/12/21</u>	<u>New</u>	<u>500,000</u>	<u>Common</u>	<u>.20/share</u>	<u>No</u>	<u>Steve Autrey</u>	<u>Note Conversion</u>	<u>Restricted</u>	<u>D</u>
<u>11/8/21</u>	<u>New</u>	<u>250,000</u>	<u>Common</u>	<u>.20/share</u>	<u>No</u>	<u>BMC LLC (Scott Biedermann)</u>	<u>Reg D capital raise</u>	<u>Restricted</u>	<u>D</u>

<u>4/15/22</u>	<u>New</u>	<u>125,000</u>	<u>Common</u>	<u>.20/share</u>	<u>No</u>	<u>Aaron Klein</u>	<u>Reg D capital raise</u>	<u>Restricted</u>	<u>D</u>
<u>4/15/22</u>	<u>New</u>	<u>500,000</u>	<u>Common</u>	<u>.20/share</u>	<u>No</u>	<u>George Hubert Webb III</u>	<u>Reg D capital raise</u>	<u>Restricted</u>	<u>D</u>
<u>5/25/22</u>	<u>New</u>	<u>500,000</u>	<u>Common</u>	<u>.20/share</u>	<u>No</u>	<u>John Enter</u>	<u>Reg D capital raise</u>	<u>Restricted</u>	<u>D</u>
<u>5/25/22</u>	<u>New</u>	<u>125,000</u>	<u>Common</u>	<u>.20/share</u>	<u>No</u>	<u>Clark Miller</u>	<u>Reg D capital raise</u>	<u>Restricted</u>	<u>D</u>
<u>6/16/22</u>	<u>New</u>	<u>250,000</u>	<u>Common</u>	<u>.20/share</u>	<u>No</u>	<u>John Enter</u>	<u>Reg D Capital Raise</u>	<u>Restricted</u>	<u>D</u>
<u>8/11/22</u>	<u>New</u>	<u>300,000</u>	<u>Common</u>	<u>.20/share</u>	<u>No</u>	<u>BMC LLC (Scott Biedermann)</u>	<u>Reg D Capital Raise</u>	<u>Restricted</u>	<u>D</u>
<u>8/23/22</u>	<u>New</u>	<u>500,000</u>	<u>Common</u>	<u>.20/share</u>	<u>No</u>	<u>John Farris</u>	<u>Reg D Capital Raise</u>	<u>Restricted</u>	<u>D</u>
<u>10/22/22</u>	<u>New</u>	<u>250,000</u>	<u>Common</u>	<u>.20/share</u>	<u>No</u>	<u>Kent Carbon</u>	<u>Reg D Capital Raise</u>	<u>Restricted</u>	<u>D</u>
<u>1/09/23</u>	<u>New</u>	<u>1,250,000</u>	<u>Common</u>	<u>.20/share</u>	<u>No</u>	<u>Mary Ann Allen</u>	<u>Reg D Capital Raise</u>	<u>Restricted</u>	<u>D</u>
<u>2/8/23</u>	<u>New</u>	<u>300,000</u>	<u>Common</u>	<u>.20/share</u>	<u>No</u>	<u>Miguel Alvarez</u>	<u>Reg D Capital Raise</u>	<u>Restricted</u>	<u>D</u>
<u>2/8/23</u>	<u>New</u>	<u>300,000</u>	<u>Common</u>	<u>.20/share</u>	<u>No</u>	<u>Jeff Womelsdorf</u>	<u>Reg D Capital Raise</u>	<u>Restricted</u>	<u>D</u>
<u>2/8/23</u>	<u>New</u>	<u>300,000</u>	<u>Common</u>	<u>.20/share</u>	<u>No</u>	<u>Perry Waters</u>	<u>Reg D Capital Raise</u>	<u>Restricted</u>	<u>D</u>
<u>2/17/23</u>	<u>New</u>	<u>250,000</u>	<u>Common</u>	<u>.20/share</u>	<u>No</u>	<u>William H Decker</u>	<u>Reg D Capital Raise</u>	<u>Restricted</u>	<u>D</u>
Shares Outstanding on Date of This Report:									
		<u>Ending Balance</u>							
<u>Ending Balance:</u>									
<u>Date 12/31/2023</u>		<u>Common: 116,750,000</u>							
		<u>Preferred: 0</u>							

Example: A company with a fiscal year end of December 31st, in addressing this item for its Annual Report, would include any events that resulted in changes to any class of its outstanding shares from the period beginning on January 1, 2021 through December 31, 2023 pursuant to the tabular format above.

Use the space below to provide any additional details, including footnotes to the table above:

The authorized preferred stock of the Company consists of 5,000,000 shares, with a par value of \$.001. Preferred Stock. There were no shares issued and outstanding as of December 31, 2022.

The authorized common stock of the Company consists of 200,000,000 shares with a par value of \$0.001. Common stock contains unrestricted and "restricted" common stock. The "restricted" common stock is unregistered under the Securities Act of 1933 and may not be offered for sale, sold, or otherwise transferred except in compliance with the registration provisions of such ACT or pursuant to an exemption from such registration provisions, the availability of which is to be established to the satisfaction of the Company. Of the "restricted" stock there is a subclass of shares that have been designated as wanting to fulfill the Rule 144 requirements which would transfer those "restricted" common stock shares to unrestricted common stock but have not yet been classified as unrestricted common stock. As of December 31, 2022, there was 5,293,333 shares of unrestricted common stock.

The stock purchased at .20/share under reg D from April 2021 thru current, has an option for a warrant at .20/share. The earliest the warrants can be exercised is in April of 2024. Currently there are 4,100,000 warrants.

During April of 2021, the company issued to four shareholders in exchange as part of the reverse merger for their interests in Nova Corps, LLC, 87,800,000 shares of restricted common stock representing 80% of the issued and outstanding shares of the Company with a par value of \$0.001 and were trading on the OTC market at \$0.102. This transaction created two principal owners, both of who were already deemed related parties as corporate officers and board members. As per SEC 12210.1 the acquiree is treated as the continuing reporting entity for the acquirer and as such there is no share price on this share purchase, thus share based compensation was \$0.00.

In March of 2021, a related party board of director converted \$100,000 note payable to 2,000,000 shares of common stock per the note agreement. In October of 2021, a related party board of director converted \$100,000 note payable to 500,000 shares of common stock per the note agreement at .20/share.

The Regulation D offering is still open as of the date of issuance of financials.

B. Promissory and Convertible Notes

Indicate by check mark whether there are any outstanding promissory, convertible notes, convertible debentures, or any other debt instruments that may be converted into a class of the issuer's equity securities:

No: Yes: (If yes, you must complete the table below)

Date of Note Issuance	Outstanding Balance (\$)	Principal Amount at Issuance (\$)	Interest Accrued (\$)	Maturity Date	Conversion Terms (e.g. pricing mechanism for determining conversion of instrument to shares)	Name of Noteholder. <small>*You must disclose the control person(s) for any entities listed.</small>	Reason for Issuance (e.g. Loan, Services, etc.)
<u>4/9/2021</u>	<u>50,000</u>	<u>50,000</u>	<u>\$0 – paid quarterly</u>	<u>4/9/2024</u>	<u>.20/share per note subscription agreement</u>	<u>Banyai Family Trust (Nicole Banyai)</u>	<u>loan</u>
<u>4/28/2021</u>	<u>200,000</u>	<u>200,000</u>	<u>\$0 – paid quarterly</u>	<u>4/28/2024</u>	<u>.20/share per note subscription agreement</u>	<u>Todd Thornley</u>	<u>loan</u>
<u>4/22/2021</u>	<u>100,000</u>	<u>100,000</u>	<u>\$0 – paid quarterly</u>	<u>4/22/2024</u>	<u>.20/share per note subscription agreement</u>	<u>Barbara Orr</u>	<u>loan</u>
<u>4/9/2021</u>	<u>200,000</u>	<u>200,000</u>	<u>\$0 – paid quarterly</u>	<u>4/9/2024</u>	<u>.20/share per note subscription agreement</u>	<u>David Conley</u>	<u>loan</u>
<u>4/1/2022</u>	<u>35,000</u>	<u>35,000</u>	<u>\$0 – paid quarterly</u>	<u>4/1/2024</u>	<u>.20/share per note subscription agreement</u>	<u>Jeffrey Satterwhite</u>	<u>loan</u>
<u>6/15/2023</u>	<u>50,000</u>	<u>50,000</u>	<u>\$0 – paid quarterly</u>	<u>12/15/2023</u>	<u>.20/share per note subscription agreement</u>	<u>Steve Autrey</u>	<u>loan</u>
<u>9/12/2023</u>	<u>50,000</u>	<u>50,000</u>	<u>\$0 – paid quarterly</u>	<u>5/31/2024</u>	<u>.20/share per note subscription agreement</u>	<u>Biedermann Management Company, LLC</u>	<u>loan</u>
<u>9/25/2023</u>	<u>200,000</u>	<u>200,000</u>	<u>\$0 – paid quarterly</u>	<u>5/31/2024</u>	<u>.20/share per note subscription agreement</u>	<u>Biedermann Management Company, LLC</u>	<u>loan</u>

Use the space below to provide any additional details, including footnotes to the table above:

A one year extension was obtained on the notes payable original due in April of 2023, to extend to April of 2024.
All notes are at a 10% interest per annum rate.

4) Issuer's Business, Products and Services

The purpose of this section is to provide a clear description of the issuer's current operations. (Please ensure that these descriptions are updated on the Company's Profile on www.otcmarkets.com).

A. Summarize the issuer's business operations (If the issuer does not have current operations, state "no operations")

Provide short-term financing, factoring, loans and consulting to small to medium-size businesses, including invested in subsidiaries.

B. List any subsidiaries, parent company, or affiliated companies.

Nova Space, Inc. (with a disregarded entity of Nova Space Government Solutions, LLC)

C. Describe the issuers' principal products or services.

Consulting and Financing to small to medium-size businesses, currently one of their subsidiaries offers digital training, education and professional development for Space Operations and Training.

5) Issuer's Facilities

The goal of this section is to provide a potential investor with a clear understanding of all assets, properties or facilities owned, used or leased by the issuer and the extent in which the facilities are utilized.

In responding to this item, please clearly describe the assets, properties or facilities of the issuer, give the location of the principal plants and other property of the issuer and describe the condition of the properties. If the issuer does not have complete ownership or control of the property (for example, if others also own the property or if there is a mortgage on the property), describe the limitations on the ownership.

If the issuer leases any assets, properties or facilities, clearly describe them as above and the terms of their leases.

Mailbox Lease \$356 per year from Offcenters, Minneapolis, MN – month to month lease with a 60 day written notice

6) Officers, Directors, and Control Persons

Using the table below, please provide information, as of the period end date of this report, regarding any officers, or directors of the company, individuals or entities controlling more than 5% of any class of the issuer's securities, or any person that performs a similar function, regardless of the number of shares they own. **If any insiders listed are corporate shareholders or entities, provide the name and address of the person(s) beneficially owning or controlling such corporate shareholders, or the name and contact information (City, State) of an individual representing the corporation or entity in the note section.**

Include Company Insiders who own any outstanding units or shares of any class of any equity security of the issuer.

The goal of this section is to provide an investor with a clear understanding of the identity of all the persons or entities that are involved in managing, controlling or advising the operations, business development and disclosure of the issuer, as well as the identity of any significant or beneficial shareholders.

Names of All Officers, Directors and Control Persons	Affiliation with Company (e.g. Officer Title /Director/Owner of more than 5%)	Residential Address (City / State Only)	Number of shares owned	Share type/class	Ownership Percentage of Class Outstanding	Names of control person(s) if a corporate entity
Joseph Horvath	<u>CEO/President</u>	<u>Omaha, NE</u>	<u>37,534,500</u>	<u>Common</u>	<u>32.6%</u>	<u>Semper Nova Consulting, LLC</u>
<u>Christopher Allen</u>	<u>COO/Vice-President</u>	<u>Minneapolis, MN</u>	<u>37,534,500</u>	<u>Common</u>	<u>32.6%</u>	_____
<u>Steven Autrey</u>	<u>Director/VP Investor Relations</u>	<u>Salt Lake City, UT</u>	<u>2,540,000</u>	<u>Common</u>	<u>2.2%</u>	_____
<u>Melissa Potts</u>	<u>Treasurer/Director</u>	<u>St. Paul, MN</u>	<u>4,390,000</u>	<u>Common</u>	<u>3.8%</u>	<u>Potts Consulting, LLC</u>
<u>Aaron Klein</u>	<u>Secretary, Director</u>	Dallas, TX	<u>8,406,000</u>	<u>Common</u>	<u>7.3%</u>	
<u>David Conley</u>	<u>CFO</u>	Dallas, TX	<u>1,000,000</u> Convertible note shares would be 1,000,000 additional shares	<u>Common</u>	<u>.9%</u> If note converted would be 2% shareholder	_____

7) Legal/Disciplinary History

A. Identify whether any of the persons or entities listed above have, in the past 10 years, been the subject of:

1. A conviction in a criminal proceeding or named as a defendant in a pending criminal proceeding (excluding traffic violations and other minor offenses);

no

2. The entry of an order, judgment, or decree, not subsequently reversed, suspended or vacated, by a court of competent jurisdiction that permanently or temporarily enjoined, barred, suspended or otherwise limited such person's involvement in any type of business, securities, commodities, or banking activities;

no

3. A finding or judgment by a court of competent jurisdiction (in a civil action), the Securities and Exchange Commission, the Commodity Futures Trading Commission, or a state securities regulator of a violation of federal or state securities or commodities law, which finding or judgment has not been reversed, suspended, or vacated; or

no

4. The entry of an order by a self-regulatory organization that permanently or temporarily barred, suspended, or otherwise limited such person's involvement in any type of business or securities activities.

no

- B. Describe briefly any material pending legal proceedings, other than ordinary routine litigation incidental to the business, to which the issuer or any of its subsidiaries is a party or of which any of their property is the subject. Include the name of the court or agency in which the proceedings are pending, the date instituted, the principal parties thereto, a description of the factual basis alleged to underlie the proceeding and the relief sought. Include similar information as to any such proceedings known to be contemplated by governmental authorities.

None known

8) Third Party Service Providers

Provide the name, address, telephone number and email address of each of the following outside providers. You may add additional space as needed.

Securities Counsel (must include Counsel preparing Attorney Letters).

Name: Ron Levine
Address 1: 777 South Figueroa Street
Address 2: Los Angeles, CA 90017
Phone: 303-863-1000
Email: info@arnoldporter.com

Accountant or Auditor

Name: Melissa Lynn Potts, CPA
Firm: CPA Partners, LLC
Address 1: 8200 – 113th St North Suite 103
Address 2: Seminole, FL 33772
Phone: 727-398-2080
Email: info@cpapartnersllc.com

Investor Relations

Name: _____
Firm: _____
Address 1: _____
Address 2: _____
Phone: _____
Email: _____

All other means of Investor Communication:

Twitter: _____
Discord: _____
LinkedIn: <https://www.linkedin.com/company/purecapitalsolutions/>
Facebook: _____
[Other] _____

Other Service Providers

Provide the name of any other service provider(s) that **that assisted, advised, prepared, or provided information with respect to this disclosure statement**. This includes counsel, broker-dealer(s), advisor(s), consultant(s) or any entity/individual that provided assistance or services to the issuer during the reporting period.

The previous CPA firm prior to the merger in April of 2021 and has been disengaged was Mumford Group CPA – admin@mg-cpa.com 801-928-2530 80 N Main Street Bountiful UT 83010-6132, but they did not prepare the 2021 financials or tax returns.

The previous attorney prior to the merger in April of 2021 was Mabey & Coombs, LC and has been disengaged was John Michael Coombs, Esq. Ineilsonlaw@gmail.com 801-467-2021 at 4568 South Highland Drive, Suite 290, Salt Lake City, UT 84117.

The additional attorney utilized for merger activity only and has been disengaged was Leonard Neilson, Esq. Ineilsonlaw@gmail.com 801-733-0800 1350 Hagen Circle St. George, UT 84790

The previous transfer agent that has been disengaged and is no longer being utilized as of November 2021 was Standard Registrar & Transfer Company, 440 East 400 South, Suite 200, Salt Lake City, UT 84111

The company engaged CBIZ & Mayer Hoffman McCann PC for a special project that has been completed. 721 Emerson Road Suite 400, St Louis, MO 63141 314-692-5819.

The company engaged Rush Tax services for a special project related to prior year tax returns, which accrual is presented on the current year financials. The project is still ongoing but no changes to the tax years presented. 818-847-7566. Ian Clark. rushtaxresolution@gmail.com

9) Disclosure & Financial Statements

A. This Disclosure Statement was prepared by (name of individual):

Name: **Melissa Potts**
Title: Treasurer
Relationship to Issuer: **Director**

B. The following financial statements were prepared in accordance with:

IFRS
 U.S. GAAP

C. The following financial statements were prepared by (name of individual)²:

Name: **Melissa Lynn Potts, CPA**
Title: **Treasurer of PCST**
Relationship to Issuer: **Treasurer/Director**
Describe the qualifications of the person or persons who prepared the financial statements: **CPA**

² The financial statements requested pursuant to this item must be prepared in accordance with US GAAP or IFRS and by persons with sufficient financial skills.

Provide the following financial statements for the most recent fiscal year or quarter. For the initial disclosure statement (qualifying for Pink Current Information for the first time) please provide reports for the two previous fiscal years and any subsequent interim periods.

- a. Audit letter, if audited;
- b. Balance Sheet;
- c. Statement of Income;
- d. Statement of Cash Flows;
- e. Statement of Retained Earnings (Statement of Changes in Stockholders' Equity)
- f. Financial Notes

Important Notes:

- Financial statements must be published together with this disclosure statement as one document.
- Financial statements must be "machine readable". Do not publish images/scans of financial statements.
- Financial statements must be presented with comparative financials against the prior FYE or period, as applicable.
- Financial statements must be prepared in accordance with U.S. GAAP or International Financial Reporting Standards (IFRS) but are not required to be audited.

10) Issuer Certification

Principal Executive Officer:


The issuer shall include certifications by the chief executive officer and chief financial officer of the issuer (or any other persons with different titles but having the same responsibilities) in each Quarterly Report or Annual Report.

The certifications shall follow the format below:

I, Joseph C. Horvath certify that:

1. I have reviewed this Disclosure Statement for Pure Capital Solutions, Inc.;
2. Based on my knowledge, this disclosure statement does not contain any untrue statement of a material fact or omit to state a material fact necessary to make the statements made, in light of the circumstances under which such statements were made, not misleading with respect to the period covered by this disclosure statement; and
3. Based on my knowledge, the financial statements, and other financial information included or incorporated by reference in this disclosure statement, fairly present in all material respects the financial condition, results of operations and cash flows of the issuer as of, and for, the periods presented in this disclosure statement.

4/09/2024 [Date]

____ [CEO's Signature] 
Joseph Horvath (Apr 10, 2024 12:28 MDT)
(Digital Signatures should appear as "/s/ [OFFICER NAME]")

Joseph Horvath /s/ Joseph Horvath

Principal Financial Officer:

I, David Conley certify that:

1. I have reviewed this Disclosure Statement for Pure Capital Solutions, Inc.;

2. Based on my knowledge, this disclosure statement does not contain any untrue statement of a material fact or omit to state a material fact necessary to make the statements made, in light of the circumstances under which such statements were made, not misleading with respect to the period covered by this disclosure statement; and
3. Based on my knowledge, the financial statements, and other financial information included or incorporated by reference in this disclosure statement, fairly present in all material respects the financial condition, results of operations and cash flows of the issuer as of, and for, the periods presented in this disclosure statement.

4/9/2024 [Date]

David Conley

____ [CFO's Signature] David Conley (Apr 10, 2024 11:40 PDT)

(Digital Signatures should appear as "/s/ [OFFICER NAME]")

David Conley









12-31-2023 Disclosure Statements

Final Audit Report

2024-04-10

Created:	2024-04-10
By:	Melissa Potts (melissa@novaspaceinc.com)
Status:	Signed
Transaction ID:	CBJCHBCAABAAF6Gysdd7j7FZJFGk4AV68IFhxViA0fGr

"12-31-2023 Disclosure Statements" History

-  Document created by Melissa Potts (melissa@novaspaceinc.com)
2024-04-10 - 6:12:13 PM GMT
-  Document emailed to David Conley (david@purecapitalsolution.com) for signature
2024-04-10 - 6:12:18 PM GMT
-  Document emailed to Joseph Horvath (joseph@novaspaceinc.com) for signature
2024-04-10 - 6:12:18 PM GMT
-  Email viewed by Joseph Horvath (joseph@novaspaceinc.com)
2024-04-10 - 6:28:08 PM GMT
-  Document e-signed by Joseph Horvath (joseph@novaspaceinc.com)
Signature Date: 2024-04-10 - 6:28:45 PM GMT - Time Source: server
-  Email viewed by David Conley (david@purecapitalsolution.com)
2024-04-10 - 6:40:31 PM GMT
-  Document e-signed by David Conley (david@purecapitalsolution.com)
Signature Date: 2024-04-10 - 6:40:53 PM GMT - Time Source: server
-  Agreement completed.
2024-04-10 - 6:40:53 PM GMT