

REAL-TIME LEVEL 2 QUOTE DISPLAY SERVICE

Real-Time Level 2 quotes show all broker-dealer bid and ask price and size quotes for a company's security, in real time. Real-time quote data offers insight into the competition between broker-dealers and bid-ask spreads, providing investors with transparent pricing of securities.

The [Real-Time Level 2 Quote Display Service](#) allows companies to sponsor Real-Time quote data so that their investors have free access on www.otcmarkets.com, a leading financial portal which receives 1.3 million visits each month. By subscribing, companies may also display Real-Time Level 2 quote data on their corporate IR website through an easily integrated API.

KEY BENEFITS

- ▶ **BUILD VISIBILITY:** Wider access to quote data integrated through www.otcmarkets.com and a company's corporate site allows investors and analysts to easily view the broker-dealers that trade a security
- ▶ **IMPROVE PRICE TRANSPARENCY:** Investors can closely track market activity and have better insight into available liquidity when they are able to see each broker-dealer quote price and size in real-time
- ▶ **PROMOTE BETTER-INFORMED TRADING:** With knowledge of bid-ask spreads and competition between broker-dealers, investors can better assess the market for a security at a given price

PRICING

OTCQX AND OTCQB COMPANIES: Real-Time Level 2 Quote Display Service included




PINK COMPANIES: \$250 per month, billed annually (open access to data for investors)

SUBSCRIBE

CONTACT US: 212.896.4420 // issuers@otcmarkets.com

OTC Markets Group Inc. operates the OTCQX® Best Market, the OTCQB® Venture Market, and the Pink® Open Market for 10,000 U.S. and global securities. To learn more about how we create better informed and more efficient markets, visit www.otcmarkets.com.

Email: issuers@otcmarkets.com // Phone: +1.212.896.4420 // Website: www.otcmarkets.com

AZSEY Allianz SE		Allianz 		OTCQX 			
Sponsored ADR (1 ADS : 0.1 Ordinary) International Reporting				OTCQX International Premier			
 ★★★							
18.05 ↑0.04 (0.22%)	Previous Close 18.01	Daily Range 18.04 - 18.09	Volume 8,228	Average Vol (30d) 384,344			
Real-Time Best Bid & Ask 18.03 / 18.05 (500 x 5200)	Open N/A	52wk Range 13.11 - 18.045	Dividend 0.5911	Net Dividend Yield 3.2821			
<small>Trade Data Delayed 15 minutes. Trade Time 9:39:48 ET / Last Best Bid & Ask Update Mar 10, 2017 9:40 AM ET</small>							
Real-Time Level 2 Quote Montage							
MPID	Bid Price	Size	Date/Time	MPID	Ask Price	Size	Date/Time
ARCA	18.03	300	09:40	JANE	18.05	5,000	09:40
INTL	18.03	100	09:40	VFCM	18.05	100	09:40
CDEL	18.03	100	09:40	CDEL	18.05	100	09:40
JANE	18.02	5,000	09:40	ARCA	18.06	4,400	09:40
VFCM	18.02	800	09:40	MACH	18.08	1,000	09:40
CSTI	18.02	100	09:34	INTL	18.08	100	09:40
NITE	18.01	1,000	09:35	CSTI	18.09	100	09:32
CANT	17.98	100	08:30	NITE	18.12	100	09:40
MACH	17.97	1,000	09:40	PUMA	18.25	100	03/09
VNDM	17.84	100	03/09	CANT	18.26	100	08:30
ARXS	17.83	100	09:37	VNDM	18.28	100	09:01
PUMA	17.50	100	03/09	ARXS	18.30	100	09:37
ETRF	17.37	100	09:40	ETRF	18.50	200	09:30
RAFF	17.30	100	03/09	RAFF	19.53	100	03/09